

MEASUREMENT AND ALIGNMENT SYSTEMS
PRODUCT CATALOGUE

19

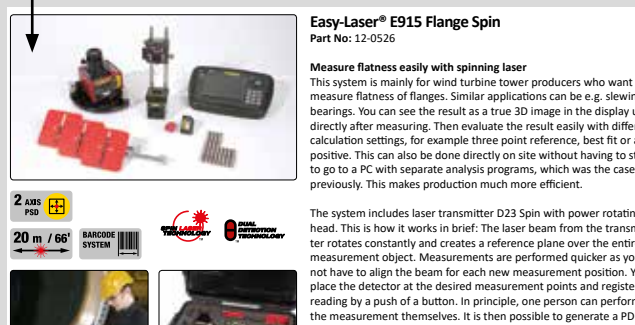
INTRODUCTION / DOCUMENTATION / USER STORIES	3
GEOMETRIC MEASUREMENT SYSTEMS	8
SHAFT ALIGNMENT SYSTEMS	22
SHEAVE/PULLEY ALIGNMENT SYSTEMS	31
VIBRATION MEASUREMENT TOOL	33
SPECIAL SYSTEMS	34
MEASUREMENT PROGRAMS E and XT SERIES	36
DISPLAY UNITS	40
LASER TRANSMITTERS	41
DETECTORS AND OTHER RECEIVERS	43
MEASURING UNITS	45
BRACKETS AND MISCELLANEOUS PRODUCTS	48
SPARE PARTS	73
APPAREL / GIVE AWAYS	77
DISCONTINUED PRODUCTS	78
SPECIFICATIONS FOR BATTERIES	86
TECHNICAL SPECIFICATIONS AND DRAWINGS	87
PART NUMBER PAGE LIST	112

SYSTEM	PAGE
E980 Sawmill	8
E975 Roll Alignment	9
E970 Parallelism	10
E960-A Turbine alignment	11
E960-B Turbine alignment	12
E950-A Bore alignment	13
E950-B Bore alignment	14
E950-C Bore alignment	15
E950-D Bore alignment	16
E940 Machine tool	17
E930 Extruder	18
E920 Geometric	19
E915 Flange Spin	20
E910 Flange	21
XT770 Shaft	23
XT660 Shaft	24
XT550 Shaft Ex/ATEX	25
XT440 Shaft	26
E720 Shaft	27
E710 Shaft	28
E540-A Shaft	29
E540-B Shaft	29
E420 Shaft	30
XT190 BTA	31
D90 BTA	32
XT280 VIB	33
Wind Shaft Systems	34



WHAT THE PICTURES SHOW

System picture. Does only show the main parts of the system, not all items that are included. Always read the Part list for complete system specification.



[D] [D550] [E] [XT]: Indicates which product range the part is compatible with. If no letter is present, the part fits all ranges.

[XT*]: If there is an asterisk *, the bracket will need an adapter to fit.

Note: If there are other compatibility limitations these are mentioned for each product. For more information see next page.



Main product picture ¹

Additional pictures ¹
Can show the system/product in an application, a product function or another view.

NOTE!

We reserve the right to make modifications of the product design and technical specifications without prior notification.

¹ Be aware that these pictures may show items that are not included for the specific part number.

STRAIGHTFORWARD BY ALL MEASURES

Easy-Laser® is one of the world's leading manufacturers and suppliers of laser measurement systems for all types of industry. We provide extreme accuracy and precision. But that's not what sets us apart. Today, when virtually anyone with a decent laser can do "straight", to get ahead, you need to be a bit more forward-thinking.

Because, in the long run, what really counts is neither the absolute straightness of an individual component nor the precise alignment of shafts. It's what these measures add up to: Increased productivity and the saving of resources. Those are the things we ultimately deliver. And from that perspective our most important task is to help you make the road leading there as free from bumps and bends as possible.

That means developing user-friendly measurement and alignment systems that are as easy to get your head around, as they are versatile and scalable. It also means shortening delivery times, extending warranties and optimizing training and support.

Moreover, you can always expect us, or any of our partners, to give you an honest opinion on which of our products are crucial to your operations and which you can do without. What really needs to be aligned and what not. So that what we offer you is a solution perfectly aligned with your needs – and your budget.

Regardless of whether you're a service technician, a purchaser or the CFO of a multinational industrial group, you'll find Easy-Laser® truly easy to deal with. Or as we like to put it – straightforward by all measures.



LONG WARRANTY

The systems come with a 3 year limited warranty. The manufacturing and quality systems are ISO9001 approved.



OUR SERVICE CONCEPT

Our service department usually takes care of servicing or calibration within seven working days. All this makes Easy-Laser® a safer working partner for your operation. As an extra service, we provide a 48 hour express service for when accidents occur and time is of the essence. Contact us for further information about terms and conditions.



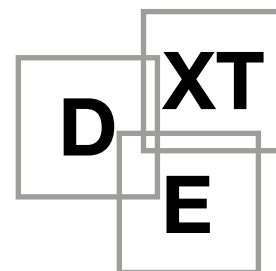
COMPATIBILITY BETWEEN D, E AND XT

Easy-Laser® measurement systems are extremely versatile in their standard form. By using clever accessories, you can adapt the systems for your own needs, now and in the future as your measurement requirements change. You can also combine parts from one system with another. This is cost-effective! However, there are some differences you need to know:

Note1: The D-series, E-series and XT-series detectors and display units can only be used within its own product series. This is due to software communication. Laser transmitters are no problem, because they do not communicate with measurement software.

Note2: Brackets for D- and E-series has a rod C–C of 40 mm, XT-series rod C–C is 56 mm. The XT offset bracket (12-1008) function as an adaptor for these two measures, but doesn't fit all older brackets.

Note3: Brackets for D550Ex has a rod C–C of 70 mm. These brackets are marked |D550|. Please note that D550Ex is discontinued, and replaced by XT550Ex (rod C–C 56 mm).



LEARN MORE ABOUT A SPECIFIC MEASUREMENT SYSTEM OR APPLICATION

In our measurement system brochures you can find technical specifications and more information on the systems and products in this Product overview. Available for download in different languages from: www.easylaser.com



Easy-Laser® E980



Easy-Laser® E970/E975



Easy-Laser® E960



Easy-Laser® E950



Easy-Laser® E940



Easy-Laser® E930



Easy-Laser® E920



Easy-Laser® E910/E915



Easy-Laser® E710/E720



Easy-Laser® E540



Easy-Laser® XT770



Easy-Laser® XT660



Easy-Laser® XT550 Ex



Easy-Laser® XT440



Easy-Laser® E420



Easy-Laser® E290



Easy-Laser® XT280



Easy-Laser® XT190



Easy-Laser® D90



Emba Machinery AB uses Easy-Laser® throughout its production

Emba Machinery is a Swedish manufacturer of converting machines for the corrugated board industry. They acquired a measurement system from Easy-Laser in 2015. Their machines can be found within the packaging industry all over the world. Thanks to their reliable function, short set-up time and high manufacturing speed, Emba's machines are renowned for high productivity and product quality.

What do Emba's machines do?

Stefan Stålhandske (pictured above), Production technician at Emba Machinery, answers: To put it simply, they supply a sheet of corrugated board with flexographic printing, before creating slots, punching, gluing and folding the sheet to produce a flat box. The final packaging has to be of the very best quality, as it is often the first thing you see when you purchase goods. The quality demands mean that the packaging also has to be strong, i.e. the corrugated board has to retain its strength through the conversion process. It must be able to be produced quickly, and changing over the machines to a different format must also take place rapidly. Some of Emba's machine models produce up to 440 sheets per minute. Try to picture that!



A few examples of products produced in Emba's machines.

There are stringent demands regarding product quality, machine availability and manufacturing speed. How does this influence the importance of the machines' quality?

The machines are made up of many mechanical parts, both

fixed and moving parts in the form of linear guides and rotating components. Many parts are dependent on one another. Emba places stringent demands on itself and its suppliers. A separate measurement department checks machined components. Installation procedures are based on combined experience as well as generally applied requirements and tolerances. Many machine parts were previously manufactured in our own production premises in Örebro, which entailed a very high level of control of manufactured components and traceability to the machines in which they were produced. We now have a number of suppliers who have to manufacture to the same high level of accuracy, which has meant that we have been forced to develop new procedures and find new control tools.

Why was the decision taken to acquire laser instruments?

The equipment was principally procured in order to quality-assure and guarantee that all machine units are installed correctly with regard to the alignment of the stands hole centre to hole centre, as well as with regard to their squareness and parallelism.

Why did you choose Easy-Laser?

Emba's development department got to know the product at an earlier meeting at an industrial fair. The way we were received by Easy-Laser, along with the versatility the instruments have to offer, made it an easy decision, I would say.



Checking roll parallelism using the Easy-Laser Roll alignment kit.

What measurements do you carry out?

Flatness measurements on large, heavy components, as well as straightness measurements on long beams with linear guides. During installation, we align machine ends with the aid of hole centering/shaft alignment. We also measure straightness and squareness at this time, as well as parallelism between various linear movements. These measurements are performed with an E720 supplemented with brackets. To measure parallelism between rolls, we have opted to supplement the system with the Roll alignment kit E975.

This is a short version.

[Read the full story published on our web site](#)

Here you can learn more about EMBA:
www.emba.com



Bilfinger first XT550 customer

Bilfinger Maintenance is Germany's leading maintenance service provider. They decided to make a leap into the future of laser alignment – the app based intrinsically safe XT550 Ex system.

The leading maintenance service provider

In the 'Industriepark Höchst' in Frankfurt/M. alone, the Bilfinger Machine and Drive Technology Division attend most of the manufacturing companies and a growing number of customers outside of the chemical park. When it comes to shaft alignment, experts from Bilfinger rely on the co-operation with the Swedish company Easy-Laser for nearly two decades. Shortly after Easy-Laser had officially launched their XT550 EX shaft alignment system at the Hannover trade show in April 2018, the innovative measurement system was delivered to Bilfinger, who was the first customer.

Explosion protection is essential

A big plus for the intrinsically safe XT550 EX is its ATEX and IECEx-certification: The system can be used in the explosive atmospheres of zone 1 and 2, without the customer needing a separate 'hot permit' and having to shut down his production, which always means significant financial and time-consuming expenditure. "Earlier, the entire facility would have to come to a complete standstill. Today, there are more and more only partial shutdowns of only one section while the adjacent production carries on running. This is a big advantage, saving considerable time for both us and the customer", says Mr. Karl-Heinz Bank, head of Machine Technology and Service Technicians at Bilfinger.

Smart documentation shortens downtime

With the XT alignment systems, the user is on-site to carry out measurements and then creates a measurement report within the system, including graphs in a PDF or Excel format, before sending it off electronically. "This saves a lot of time and makes it easier for the customer because he has the documentation on his desk straight away and can start operating the machine again straight away", says Bank.

This is a short version. Read the full story published on our web site, www.easylaser.com

Bilfinger is a leading international industrial service provider. With around 36,000 employees, in 2017, Bilfinger generated a sales revenue of around 4.044 billion euros. Learn more about Bilfinger services worldwide: www.bilfinger.com

LEARN SOME MORE

Read more interesting cases on: www.easylaser.com

Here are some direct links to click if you read this as a PDF:



Alignment tolerances guiding your work >>

Recently a new standard was published in the U.S. by the Acoustical Society of America (ASA) and the American National Standards Institute (ANSI) called ANSI/ASA S2.75-2017/Part 1. This new standard is a great thing for our industry and will help us with all of our installation work and more. It is written following the core technical components of Measure, Analyze, Correct and Documentation.



Making the impossible possible >>

We got an urgent call from one of our long time contacts at a contracting company based in Brazil. They were on site, working on getting one out of four gas turbines quickly back online after an unscheduled shut down. This is the story of how a complicated alignment job was solved by a clever Easy-Laser® alignment technician.




The challenges of on ship alignment >>

On Site Alignment is a Dutch company with a focus on alignment onboard ships. They offer high-end services, which doesn't prevent their work from being physically challenging, sometimes including complicated crawling through narrow and dirty areas. Alignment on ships comes with other challenges as well. There are a lot of parameters to take into consideration. A ship on the water is moving, and it has different loading and ballast conditions. On Site need to consider all of this to calculate the correct alignment targets.

EASY-LASER®

COMPLETE SYSTEMS



Easy-Laser® E980 Sawmill

Part No: 12-0727

Measurement and alignment of sawmill machinery

Easy-Laser® E980 is a laser based measurement and alignment system that helps sawmills to make optimal use of their machines. By setting the machines up correctly it is possible to maintain a high rate of production with the highest quality end products hour after hour.

With Easy-Laser® E980 measuring and adjustment of reducers, counterholds, saw blades and discs become a simple and quick task. The laser line works as an absolutely straight ruler for 40 metres, and is very practical for the demanding and dusty environment of a sawmill. It replaces the long wire used traditionally, and gives many more possibilities for aligning the saw equipment. Thanks to the user friendliness of a laser measurement system the alignment work is properly done when necessary. The investment is quickly returned through fewer production stoppages and more even quality in the sawn timber. It can be used equally well for circular saws and band saws.

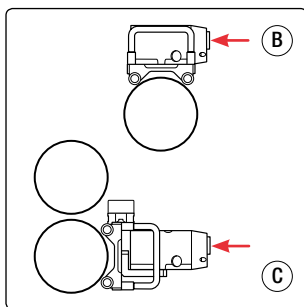

Benefits of using Easy-Laser® E980 are:

- Higher production speed
- Less unplanned downtime
- Better product quality
- Longer lifetime for blades
- Longer lifetime for bearings
- Less vibration
- Less waste material



A complete system contains:

12-0418	1	Display unit E51
12-0168	1	Laser transmitter D23
12-0509	1	Detector E5
12-0436	1	Wireless unit
03-0833	2	Electronic target
12-0074	1	Cable 2 m
12-0108	1	Cable 5 m, extension
12-0045	1	Magnet base with turnable head
12-0016	1	Shaft bracket
12-0624	2	Bracket for electronic target
12-0169	1	Rod bracket with turnable head
12-0485	1	Magnet bracket short, with turnable head
12-0484	1	Magnet bracket long, with turnable head
12-0483	1	Bracket for tilt table
12-0482	1	Index table 90°
12-0059	1	Set of Rods 4x60 mm
12-0324	1	Rods (8x120 mm)
01-0565	2	Large targets
05-0685	1	Manual (Note: Refers to English manual)
03-0842	1	Measuring tape 5 m
03-0914	1	USB memory stick with documentation
03-0822	1	USB cable
03-1243	1	Battery charger (100–240 V AC)
03-0967	1	Hexagon wrench set (incl. with 12-0168)
01-0048	1	Rod tightening tool 4 mm (incl. with 12-0168)
12-0495	1	Shoulder strap for Display unit
03-0878	1	Cleaning cloth for optics
12-1007	1	Transportation case, with wheels



Easy-Laser® E975 Roll Alignment

Part No: 12-0854

For fast exchange of rolls

System E975 is designed mainly for roll alignment. It is well suited when just one or two rolls are to be replaced or adjusted at the same time. For rolls with diameters 80–400 mm [3.1–15.8"], and a minimum length of 300 mm [11.8"]. The large roll kit (Accessory, Part No. 12-0885) makes it possible to measure diameters 400–1300 mm [15.7–51.2"]. Accessory brackets for other dimensions available on request.

Measurement distance between transmitter and detector up to 20 m (in each direction) [66 feet].

Thanks to the fact that the system is quick to set up on the machine it can be used during short stoppages to check and if necessary adjust or replace a roll. Where more advanced methods might require that the measuring service is scheduled some time in advance and use contracted personnel, with Easy-Laser® E975 you can do the job yourself.

The system can be expanded with other detectors and brackets for more geometric measurement possibilities.

Note: The E2 detector that is included reads angles, not positions. This means that if you want to take full advantage of the measurement program package of system E975, you will also need a positional detector like e.g. the E7.

A. With legs from Large Roll Kit mounted (accessory).

Alternative mounting of units:

B: Top attachment

C: Front attachment. If space on top is limited.

A complete system contains:

12-0418	1	Display unit E-series E51
12-0022	1	Laser transmitter D22 incl. tilt table
12-0845	1	Detector E2
12-0849	1	Roll bracket
12-0846	1	Digital Precision Level E290
12-0013	1	Magnet base
12-0874	1	Adapter plate for tilt table to magnet base
01-0044	2	Rods 240 mm
01-0873	2	Rods 120 mm
01-0043	2	Rods 60 mm
12-0915	1	Safety strap for laser transmitter
05-0685	1	Manual (Note: Refers to English manual)
03-0842	1	Measuring tape 5 m
03-0914	1	USB memory stick with documentation
03-0822	1	USB cable
03-1243	1	Battery charger (100–240 V AC)
12-0989	1	DC charging cable
12-0751	1	DC to USB adapter
03-0967	1	Hexagon wrench set
12-0495	1	Shoulder strap for Display unit
03-0878	1	Cleaning cloth for optics
12-0870	1	Carrying case

Examples of accessories:



12-0885	1	Large Roll kit
12-0752	1	Detector E7
12-1053	1	XT190 BTA
12-0619	1	Barcode reader
12-0585	1	Charger 12–36V
12-0434	1	Measuring unit EM
12-0433	1	Measuring unit ES
12-0016	1	V-bracket with chain
01-1165	1	Offset bracket
12-0597	1	Splitter box
03-1004	1	Thermal printer
12-0455	1	Slide bracket Min. Ø120 mm
12-0543	1	Slide bracket Min. Ø200 mm
12-0510	1	Slide bracket Min. Ø300 mm
12-0269	1	Tripod
12-0046	1	Angular prism

Note: always check number of items included for each Part No. before ordering.

Complete system:

Weight: 15.0 kg [33.1 lbs]

WxHxD: 550x450x210 mm [21.6x17.7x8.3"]



Easy-Laser® E970 Parallelism

Part No: 12-0853

For parallelism measurement

For parallelism measurement of rolls and other objects in numerous applications. The E970 is especially suitable when many objects are to be measured and aligned, and when the distances are long. This system uses the traditional method where the laser beam (reference) is pointed alongside the machine, and then deflected 90° towards the detector on the measurement object by a penta prism. Measurement values for the horizontal position are registered in both ends of the object. The included precision level is used for the vertical position. Any chosen object or the baseline can be used as a reference. For rolls with diameter 40 mm [1.6"] and larger. Maximum measurement distance with a standard system is 80 metres [260 feet] (40 metres in each direction from the transmitter).

Easy-Laser® E970 is a very versatile system. You can also use it to measure level, straightness and flatness on wire sections (suction boxes), flatness on bases and straightness on rolls. With a few accessories you can also perform shaft alignment. This makes Easy-Laser® a very cost effective solution for your maintenance department.

A complete system contains:

12-0418	1	Display unit E-series E51
12-0022	1	Laser transmitter D22 incl. tilt table
12-0752	1	Detector E7
12-0436	1	Wireless unit for E7
12-0846	1	E290 Digital Precision Level
12-0901	1	Extension Kit for E290
12-0074	1	Cable 2 m
12-0108	1	Cable 5 m, extension
12-0046	1	Angular prism
12-0203	1	Parallelity kit
12-0269	2	Tripod
12-0060	1	Set of Rods 4x240 mm
12-0059	1	Set of Rods 4x60 mm
12-0915	1	Safety strap for laser transmitter D22
12-0915	1	Safety strap for E290
05-0685	1	Manual (Note: Refers to English manual)
03-0842	1	Measuring tape 5 m
03-0914	1	USB memory stick with documentation
03-0822	1	USB cable
03-1243	1	Battery charger (100–240 V AC)
12-0989	1	DC charging cable
12-0751	1	DC to USB adapter
03-0967	1	Hexagon wrench set
12-0495	1	Shoulder strap for Display unit
03-0878	1	Cleaning cloth for optics
12-0869	1	Carrying case

Examples of accessories:

12-1053	1	XT190 BTA
12-0618	1	Battery pack with wireless technology
12-0619	1	Barcode reader
12-0585	1	Charger 12–36V
12-0434	1	Measuring unit EM
12-0433	1	Measuring unit ES
12-0016	1	V-bracket with chain
01-1165	1	Offset bracket
12-0597	1	Splitter box
03-1004	1	Thermal printer
12-0455	1	Slide bracket Min. Ø120 mm
12-0543	1	Slide bracket Min. Ø200 mm
12-0510	1	Slide bracket Min. Ø300 mm
12-0269	1	Tripod
12-0046	1	Angular prism

Note: always check number of items included for each Part No. before ordering.

Complete system:

Weight: 18.9 kg [41.7 lbs]
WxHxD: 620x490x220 mm [24.4x19.3x8.7"]

Tripod:

Weight: 7.9 kg [17.4 lbs]
Transport length: 1110 mm [44"]



Easy-Laser® E960-A Turbine alignment

Part No: 12-0710

Reliability and precision


Easy-Laser® E960-A has a measuring probe with a stroke of 10 mm (Short stroke). The slidable tube makes it possible to measure several positions in a row without moving the bracket. Suitable for gas turbines and smaller steam turbines. Makes the measurement and adjustment work of diaphragms and bearings easier thanks to the wireless detector unit and measurement programs that guides you through the measurement process. All of the parts included in the systems are designed and built for even the most demanding workplace and for easy setup on any machinery. The versatile design solves the straightness measurement problems quickly and with precision for any kind of application. Objects up to 40 m [132 feet] can be measured. The detector reads measurement values with a resolution of 0.001 mm [0.05 mils]. Measures diameters 150–1700 mm [5.9–67"].

Versatile programs

The straightness programs of system E960 are very versatile, and let you work in the way that suits every job best. You can add, remove and re-measure measurement points at any time during the measurement. Up to 999 points can be handled by the program. You can include both full bores and half bores in any possible combination in one measurement, the program will calculate the correct centre line in all cases. The measurement program includes many different methods for straightness measurement: 1-point measurement, 4-point measurement, Multipoint measurement (also ovality measurement), 3-point measurement, 3-point measurement with arbitrary angles. Optionally a reference detector can be used to monitor the laser transmitter position at long distances.

The measurement result

Thanks to the large colour display with clear graphs and measurement data you can evaluate the result directly on site. Any point can be set as reference and you can set an offset to which the centre line will be recalculated. You can also calculate waviness (short and long) and best-fit for the points. If you want, the result can also be checked against a tolerance value. The measurement system takes care of all these complicated calculations for you.



A complete system contains:

12-0418	1	Display unit E-series E51
12-0075	1	Laser transmitter D75
12-0752	1	Detector E7
12-0436	1	Wireless unit
12-0074	1	Cable 2 m
12-0108	1	Cable 5 m, extension
12-0385	1	Laser transmitter bracket
12-0661	1	Offset hub for Laser transmitter
12-0438	1	Detector bracket Short stroke
12-0443	2	Centering target
12-0495	1	Shoulder strap for Display unit
05-0685	1	Manual (Note: Refers to English manual)
03-0842	1	Measuring tape 5 m
03-0914	1	USB Memory stick with documentation
03-0822	1	USB Cable
03-1243	1	Battery charger (100–240 V AC)
03-0878	1	Cleaning cloth for optics
12-0724	1	Carrying case with wheels



Complete system:

Weight: 30.3 kg [66.8 lbs]
WxHxD: 1220x460x170 mm [48.0x18.1x6.7"]

Examples of accessories:

12-0805	1	Measuring probe ruby, diameter 5 mm
12-0801	1	Measuring probe ruby, diameter 2.5 mm
12-1047	1	Measuring probe cylindrical
12-1048	1	Measuring probe cylindrical, with magnet
12-0618	1	Battery pack with wireless technology
12-0707	1	Offset hub arm kit for diameters 100–500 mm
12-0752	1	E7 (as reference detector)
12-0585	1	Charger 12–36V
12-0434	1	Measuring unit M
12-0433	1	Measuring unit S
12-0016	1	V-bracket with chain
01-1165	1	Offset bracket
12-0187	1	Magnetic bracket for D75
12-0282	1	Set of extension arms
12-0597	1	Splitter box
03-1004	1	Thermal printer
12-0022	1	Laser transmitter D22
12-0706	1	Laser transmitter D25

Note: always check number of items included for each Part No. before ordering.



Easy-Laser® E960-B Turbine alignment

Part No: 12-0711

Reliability and precision

Easy-Laser® E960-B has a measuring probe with a stroke of 60 mm (Long stroke). Suitable for larger turbines. The system makes the measurement and adjustment work of diaphragms and bearings easier thanks to the wireless detector unit and measurement programs that guides you through the measurement process. All of the parts included in the systems are designed and built for even the most demanding workplace and for easy setup on any machinery. The versatile design solves the straightness measurement problems quickly and with precision for any kind of application. Objects up to 40 m [132 feet] can be measured. The detector reads measurement values with a resolution of 0.001 mm [0.05 mils]. Measures diameters 200–1700 mm [7.8–67"] as standard, and up to 4000 mm [157"] with accessory brackets.

Versatile programs

The straightness programs of system E960 are very versatile, and let you work in the way that suits every job best. You can add, remove and re-measure measurement points at any time during the measurement. Up to 999 points can be handled by the program. You can include both full bores and half bores in any possible combination in one measurement, the program will calculate the correct centre line in all cases. The measurement program includes many different methods for straightness measurement: 1-point measurement, 4-point measurement, Multipoint measurement (also ovality measurement), 3-point measurement, 3-point measurement with arbitrary angles. Optionally a reference detector can be used to monitor the laser transmitter position at long distances.

The measurement result

Thanks to the large colour display with clear graphs and measurement data you can evaluate the result directly on site. Any point can be set as reference and you can set an offset to which the centre line will be recalculated. You can also calculate waviness (short and long) and best-fit for the points. If you want, the result can also be checked against a tolerance value. The measurement system takes care of all these complicated calculations for you.

A complete system contains:

12-0418	1	Display unit E-series E51
12-0075	1	Laser transmitter D75
12-0752	1	Detector E7
12-0436	1	Wireless unit
12-0074	1	Cable 2 m
12-0108	1	Cable 5 m, extension
12-0385	1	Laser transmitter bracket
12-0661	1	Offset hub for Laser transmitter
12-0715	1	Detector bracket Long stroke
12-0443	2	Centering target
12-0495	1	Shoulder strap for Display unit
05-0685	1	Manual (Note: Refers to English manual)
03-0842	1	Measuring tape 5 m
03-0914	1	USB Memory stick with documentation
03-0822	1	USB Cable
03-1243	1	Battery charger (100–240 V AC)
03-0878	1	Cleaning cloth for optics
12-0724	1	Carrying case with wheels

Examples of accessories:

12-0805	1	Measuring probe ruby, diameter 5 mm
12-0801	1	Measuring probe ruby, diameter 2.5 mm
12-1047	1	Measuring probe cylindrical
12-1048	1	Measuring probe cylindrical, with magnet
12-0618	1	Battery pack with wireless technology
12-0707	1	Offset hub arm kit for diameters 100–500 mm
12-0752	1	E7 (as reference detector)
12-0585	1	Charger 12–36V
12-0434	1	Measuring unit M
12-0433	1	Measuring unit S
12-0016	1	V-bracket with chain
01-1165	1	Offset bracket
12-0187	1	Magnetic bracket for D75
12-0282	1	Set of extension arms
12-0597	1	Splitter box
03-1004	1	Thermal printer
12-0022	1	Laser transmitter D22
12-0706	1	Laser transmitter D25

Note: always check number of items included for each Part No. before ordering.

Complete system:

Weight: 31.5 kg [69.4 lbs]
WxHxD: 1220x460x170 mm [48.0x18.1x6.7"]



Easy-Laser® E950-A Bore alignment

Part No: 12-0676

Bore alignment with the highest reliability and precision

Easy-Laser® E950-A is primarily designed for diesel engines (for example crank and camshaft bearings), gearboxes, compressors and similar applications. Positioning workpieces in machine tools is also an appropriate application.

Easy-Laser® E950 makes checking and aligning bearings and bearing journals easier thanks to wireless detectors and versatile brackets. A large colour display with clear graphics and software that guides the user through the entire measurement process contributes to simple operation. The system automatically calculates the bearing journals positions in relation to each other, both horizontally and vertically. You can then evaluate the results directly on-site with different calculation methods such as Best fit around zero and Waviness. It is also possible to analyse the different choices of reference points and set the offset and tolerance values.

A great feature is the check of ovality, for example, to analyse the wear rate. The measurement system takes care of all these complicated calculations for you. You measure and align both full and half bearing journals with equal simplicity. The wireless detector eliminates uncertain factors such as cable pull. All parts are designed for maximum accuracy and stability, and measure with a resolution of 0.001 mm [0.05 mils]. Measurement distance up to 40 m [130 feet]. Easy-Laser® E950 is suitable for use both in production and out in the field.

Also straightness of shafts and coupling alignment

With the systems, you can also measure the straightness of shafts, foundations, etc. without any additional accessories. With the measuring devices for shaft alignment (accessories), you have the most complete measurement system to align the entire drive train on the market. Programs for all types of measurements are included as standard, you then adapt the measurement system with brackets and detectors for your needs now and in the future.

A complete system contains:

12-0418	1	Display unit E-series E51
12-0075	1	Laser transmitter D75
12-0752	1	Detector E7
12-0436	1	Wireless unit
12-0074	1	Cable 2 m
12-0108	1	Cable 5 m, extension
12-0661	1	Offset hub for Laser transmitter
12-0384	1	Set of offset hub arms for diameters 100–500 mm
12-0154	1	Set of magnets for offset hub arms
12-0455	1	Slide bracket Min. Ø120 mm
12-0543	1	Slide bracket Min. Ø200 mm
12-0510	1	Slide bracket Min. Ø300 mm
12-0588	1	Large target E-series
12-0013	1	Magnet base
12-0059	1	Set of rods (4x60 mm)
01-0938	2	Rods 30 mm
01-0873	4	Rods 120 mm
01-0044	2	Rods 240 mm
12-0495	1	Shoulder strap for Display unit
05-0685	1	Manual (Note: Refers to English manual)
03-0842	1	Measuring tape 5 m
03-0914	1	USB Memory stick with documentation
03-0822	1	USB Cable
03-1243	1	Battery charger (100–240 V AC)
03-0967	1	Hexagon wrench set
03-0878	1	Cleaning cloth for optics
12-0684	1	Carrying case Linebore A

Examples of accessories:

12-0618	1	Battery pack with wireless technology
12-0619	1	Barcode reader
12-0585	1	Charger 12–36V
12-0434	1	Measuring unit M
12-0433	1	Measuring unit S
12-0016	1	V-bracket with chain
01-1165	1	Offset bracket
12-0187	1	Magnetic bracket for D75
12-0282	1	Set of extension arms
12-0580	1	Axial extension arms
12-0597	1	Splitter box
03-1004	1	Thermal printer
12-0022	1	Laser transmitter D22

Note: always check number of items included for each Part No. before ordering.

Complete system:

Weight: 14.0 kg [30.8 lbs], WxHxD: 550x450x210 mm [21.6x17.7x8.3"]



Easy-Laser® E950-B Bore alignment

Part No: 12-0677

Bore alignment with the highest reliability and precision


Easy-Laser® E950-B is primarily designed for propeller shaft installations on ships with stern tubes, support bearings, gearboxes and engines.

Easy-Laser® E950 makes checking and aligning bearings and bearing journals easier thanks to wireless detectors and versatile brackets. A large colour display with clear graphics and software that guides the user through the entire measurement process contributes to simple operation. The system automatically calculates the bearing journals positions in relation to each other, both horizontally and vertically. You can then evaluate the results directly on-site with different calculation methods such as Best fit around zero and Waviness. It is also possible to analyse the different choices of reference points and set the offset and tolerance values.

A great feature is the check of ovality, for example, to analyse the wear rate. The measurement system takes care of all these complicated calculations for you. You measure and align both full and half bearing journals with equal simplicity. The wireless detector eliminates uncertain factors such as cable pull. All parts are designed for maximum accuracy and stability, and measure with a resolution of 0.001 mm [0.05 mils]. Measurement distance up to 40 m [130 feet]. The included aluminium beams for the laser transmitter bracket are 1100 mm [43.31"] (main beam) and 500 mm [19.86"] (vertical support beam). Easy-Laser® E950 is suitable for use both in production and out in the field.

Also straightness of shafts and coupling alignment

With the systems, you can also measure the straightness of shafts, foundations, etc. without any additional accessories. With the measuring devices for shaft alignment (accessories), you have the most complete measurement system to align the entire drive train on the market. Programs for all types of measurements are included as standard, you then adapt the measurement system with brackets and detectors for your needs now and in the future.



A complete system contains:

12-0418	1	Display unit E-series E51
12-0075	1	Laser transmitter D75
12-0752	1	Detector E7
12-0436	1	Wireless unit
12-0074	1	Cable 2 m
12-0108	1	Cable 5 m, extension
12-0661	1	Offset hub for Laser transmitter
12-0385	1	Laser transmitter bracket for sterntube
12-0341	1	Self centering detector bracket for Ø300–500 mm
12-0588	1	Large target E-series
12-0013	1	Magnet base
12-0059	1	Set of rods (4x60 mm)
01-0938	2	Rods 30 mm
01-0873	4	Rods 120 mm
01-0044	2	Rods 240 mm
12-0495	1	Shoulder strap for Display unit
05-0685	1	Manual (Note: Refers to English manual)
03-0842	1	Measuring tape 5 m
03-0914	1	USB Memory stick with documentation
03-0822	1	USB Cable
03-1243	1	Battery charger (100–240 V AC)
03-0967	1	Hexagon wrench set
03-0878	1	Cleaning cloth for optics
12-0685	1	Carrying case Linebore B

Examples of accessories:

12-0618	1	Battery pack with wireless technology
12-0619	1	Barcode reader
12-0585	1	Charger 12–36V
12-0434	1	Measuring unit M
12-0433	1	Measuring unit S
12-0016	1	V-bracket with chain
01-1165	1	Offset bracket
12-0187	1	Magnetic bracket for D75
12-0282	1	Set of extension arms
12-0597	1	Splitter box
03-1004	1	Thermal printer
12-0022	1	Laser transmitter D22
12-0455	1	Slide bracket Min. Ø120 mm
12-0543	1	Slide bracket Min. Ø200 mm
12-0510	1	Slide bracket Min. Ø300 mm
03-0769	1	Aluminium extension beam L=500 mm
03-0770	1	Aluminium extension beam L=600 mm
03-0771	1	Aluminium extension beam L=1100 mm

Note: always check number of items included for each Part No. before ordering.

Complete system:

Weight: 27.0 kg [59.5 lbs]

WxHxD: 1220x460x170 mm [48.0x18.1x6.7"]



Easy-Laser® E950-C Bore alignment

Part No: 12-0772

Bore alignment with the highest reliability and precision

Easy-Laser® E950-C is primarily designed for diesel engines, compressors, gearboxes and similar applications. This system is much like the E950-A, but has for example instead the round detector E9. One of the brackets has a width of 25 mm [0.99"] to fit in narrow bearing journals. Measures bores diameter 80–500 mm [3.15–19.68"] as standard, and down to 50 mm [2.00"] with customized brackets.

Easy-Laser® E950 makes checking and aligning bearings and bearing journals easier thanks to wireless detectors and versatile brackets. A large colour display with clear graphics and software that guides the user through the entire measurement process contributes to simple operation. The system automatically calculates the bearing journals positions in relation to each other, both horizontally and vertically. You can then evaluate the results directly on-site with different calculation methods such as Best fit around zero and Waviness. It is also possible to analyse the different choices of reference points and set the offset and tolerance values.

A great feature is the check of ovality, for example, to analyse the wear rate. The measurement system takes care of all these complicated calculations for you. You measure and align both full and half bearing journals with equal simplicity. The wireless detector eliminates uncertain factors such as cable pull. All parts are designed for maximum accuracy and stability, and measure with a resolution of 0.001 mm [0.05 mils]. Measurement distance up to 40 m [130 feet]. Easy-Laser® E950 is suitable for use both in production and out in the field.

Also straightness of shafts and coupling alignment

With the systems, you can also measure the straightness of shafts, foundations, etc. without any additional accessories. With the measuring devices for shaft alignment (accessories), you have the most complete measurement system to align the entire drive train on the market. With additional accessories extruder machines can also be measured. Programs for all types of measurements are included as standard, you then adapt the measurement system with brackets and detectors for your needs now and in the future.



A complete system contains:

12-0418	1	Display unit E-series E51
12-0075	1	Laser transmitter D75
12-0759	1	Detector E9, 2-axis
12-0074	1	Cable 2 m
12-0108	1	Cable 5 m, extension
12-0661	1	Offset hub for Laser transmitter
12-0384	1	Set of offset hub arms for diameters 100–500 mm
12-0154	1	Set of magnets for offset hub arms
12-0768	1	Slide bracket, Width 25 mm, Min. Ø80 mm
12-0767	1	Rod adapter with built in target
12-0455	1	Slide bracket Min. Ø120 mm
12-0543	1	Slide bracket Min. Ø200 mm
12-0510	1	Slide bracket Min. Ø300 mm
12-0013	1	Magnet base
12-0059	1	Set of rods (4x60 mm)
01-0938	2	Rods 30 mm
01-0873	4	Rods 120 mm
01-0044	2	Rods 240 mm
12-0495	1	Shoulder strap for Display unit
05-0685	1	Manual (Note: Refers to English manual)
03-0842	1	Measuring tape 5 m
03-0914	1	USB Memory stick with documentation
03-0822	1	USB Cable
03-1243	1	Battery charger (100–240 V AC)
03-0967	1	Hexagon wrench set
03-0878	1	Cleaning cloth for optics
12-0782	1	Carrying case

Examples of accessories:

12-0553	1	Bore bracket adapter plate
12-0314	1	Detector arms Linebore
12-0343	1	Slide bracket Min. Ø100 mm
12-0752	1	Detector E7 reference detector
12-0436	1	Wireless unit
01-0777	1	Tube adapters (manufactured on request to specified diameter)
12-0214	1	Set of extension rods for Tube measurements
12-0434	1	Measuring unit EM
12-0433	1	Measuring unit ES
12-0016	1	V-bracket with chain
01-1165	1	Offset bracket
12-0187	1	Magnetic bracket for D75
12-0282	1	Set of extension arms
12-0580	1	Axial extension arms
12-0597	1	Splitter box
12-0585	1	Charger 12–36V
12-0619	1	Barcode reader
03-1004	1	Thermal printer
12-0022	1	Laser transmitter D22

Note: always check number of items included for each Part No. before ordering.

Complete system:

Weight: 14.3 kg [31.5 lbs]
WxHxD: 550x450x210 mm [21.6x17.7x8.3"]



Easy-Laser® E950-D Bore alignment

Part No: 12-0954

Bore alignment with the highest reliability and precision



Easy-Laser® E950-D is primarily designed for propeller shaft installations on ships with stern tubes, support bearings, gearboxes and engines.

Easy-Laser® E950 makes checking and aligning bearings and bearing journals easier thanks to wireless detectors and versatile brackets. A large colour display with clear graphics and software that guides the user through the entire measurement process contributes to simple operation. The system automatically calculates the bearing journals positions in relation to each other, both horizontally and vertically. You can then evaluate the results directly on-site with different calculation methods such as Best fit around zero and Waviness. It is also possible to analyse the different choices of reference points and set the offset and tolerance values.

A great feature is the check of ovality, for example, to analyse the wear rate. The measurement system takes care of all these complicated calculations for you. You measure and align both full and half bearing journals with equal simplicity. The wireless detector eliminates uncertain factors such as cable pull. All parts are designed for maximum accuracy and stability, and measure with a resolution of 0.001 mm [0.05 mils]. Measurement distance up to 40 m [130 feet]. Easy-Laser® E950 is suitable for use both in production and out in the field.

Also straightness of shafts and coupling alignment

With the systems, you can also measure the straightness of shafts, foundations, etc. without any additional accessories. With the measuring devices for shaft alignment (accessories), you have the most complete measurement system to align the entire drive train on the market. Programs for all types of measurements are included as standard, you then adapt the measurement system with brackets and detectors for your needs now and in the future.



A complete system contains:

12-0418	1	Display unit E-series E51
12-0075	1	Laser transmitter D75
12-0752	1	Detector E7
12-0436	1	Wireless unit
12-0074	1	Cable 2 m
12-0108	1	Cable 5 m, extension
12-0661	1	Offset hub for Laser transmitter
12-0707	1	Arm kit with magnets
12-0282	1	Extension arms Linebore
12-0341	1	Self centering detector bracket for Ø300–500 mm
12-0588	1	Large target E-series
12-0495	1	Shoulder strap for Display unit
05-0685	1	Manual (Note: Refers to English manual)
03-0842	1	Measuring tape 5 m
03-0914	1	USB Memory stick with documentation
03-0822	1	USB Cable
03-1243	1	Battery charger (100–240 V AC)
03-0792	1	Toolbox
03-0967	1	Hexagon wrench set
03-0878	1	Cleaning cloth for optics
12-0986	1	Carrying case Linebore D

Examples of accessories:

12-0618	1	Battery pack with wireless technology
12-0823	1	E30 Long Range laser
12-0619	1	Barcode reader
12-0585	1	Charger 12–36V
12-0434	1	Measuring unit M
12-0433	1	Measuring unit S
12-0016	1	V-bracket with chain
01-1165	1	Offset bracket
12-0187	1	Magnetic bracket for D75
12-0282	1	Set of extension arms
12-0597	1	Splitter box
03-1004	1	Thermal printer
12-0022	1	Laser transmitter D22
12-0455	1	Slide bracket Min. Ø120 mm
12-0543	1	Slide bracket Min. Ø200 mm
12-0510	1	Slide bracket Min. Ø300 mm

Note: always check number of items included for each Part No. before ordering.

Complete system:

Weight: 18.3 kg [40.3 lbs]

WxHxD: 550x450x210 mm [21.6x17.7x8.3"]



Easy-Laser® E940 Machine tool

Part No: 12-0761

For measuring and aligning machine tools

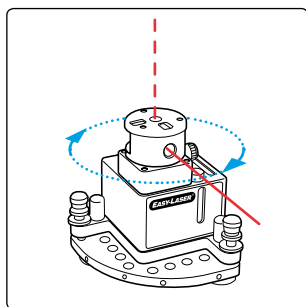
Easy-Laser® E940 Machine tool system is the market's most complete measurement system for measuring and aligning machine tools.

You can measure straightness, flatness, squareness, spindle pointing direction, level and much more. The measurement programs guide the user step-by-step through the measurement process with clear graphics and instructions on the large 5.7" colour display. The system can handle most tasks in this field, despite the fact that there is considerable variation in machine design: different types of lathe, milling machines, automatic drills, presses, water cutting machines etc. Compared to conventional methods, such as dial gauges, mandrels and stones, work can be carried out much more quickly with the use of a laser measurement system. And not to forget, the measurement result can be documented and compared to ISO10791-1 and 10791-2 used for machine tools.

There are many good reasons for investing in a laser system. One is that because it is so quick to set up, the operator can check the machine much more often, for example if there has been an accidental collision in the machine. Then compare with the machine documentation and see if everything is ok before continuing production. This can prevent costly production of parts that are out of tolerance. It can also prolong the life of the tools.

With E940 the user can perform almost any kind of measurement thanks to the very versatile design of the D26 laser transmitter, the EMH- and ESH-units and brackets. For example, the ESH-unit can also act as a compact and light-weight transmitter. Mounted on the cleverly designed spindle bracket it can even point the laser through the clamping pin, through the spindle (see picture to the left).

The measuring units delivered with system Easy-Laser® E940 has got our new HyperPSD™ precision detectors, making it possible to display a resolution of 0.0001 mm [0.000005"/0.005 mils].



A complete system contains:

12-0418	1	Display unit E51 (with HyperPSD™ support)
12-1064	1	Laser transmitter D26 incl. tilt table
12-0789	1	Measuring unit ESH (HyperPSD™)
12-0790	1	Measuring unit EMH (HyperPSD™)
12-0436	2	Wireless units
12-0074	2	Cable 2 m
12-0108	2	Cable 5 m, extension
01-1333	1	Machine/magnet base pin for D26
12-0787	2	Spindle bracket for measuring unit
12-0013	1	Magnet base
12-0045	1	Magnet base with turnable head
01-1165	2	Offset bracket
12-0324	1	Rods (8x120 mm)
12-0059	1	Set of Rods 4x60 mm
12-0915	1	Safety strap for laser transmitter
05-0685	1	Manual (Note: Refers to English manual)
05-0686	1	Machine Tools Guide (Note: English version)
03-0842	1	Measuring tape 5 m
03-0914	1	USB memory stick with documentation
03-0822	1	USB cable
03-1243	1	Battery charger (100–240 V AC)
03-0967	1	Hexagon wrench set
12-0495	1	Shoulder strap for Display unit
03-0878	1	Cleaning cloth for optics
12-0760	1	Carrying case

Examples of accessories:


12-0846	1	E290 Digital Precision Level
12-0901	1	Extension Kit for E290
12-0146	1	Laser transmitter D146
12-0988	1	Bar bracket
12-0759	1	Detector E9, 2-axis
12-1053	1	XT190 BTA
12-0619	1	Barcode reader
12-0016	1	V-bracket with chain
12-0413	1	Magnetic bracket
12-1012	1	Thin shaft bracket
12-1010	1	Sliding bracket
12-0585	1	Charger 12–36V
12-0618	1	Battery pack with wireless technology
12-0597	1	Splitter box
12-0059	1	Rods (4x60 mm)
12-0324	1	Rods (8x120 mm)
12-0060	1	Rods (4x240 mm)
12-0128	1	Extension chain (2x900 mm)
03-1004	1	Thermal printer

Note: always check number of items included for each Part No. before ordering.

Complete system:

Weight: 15 kg [33 lbs]

WxHxD: 550x450x210 mm [21.6x17.7x8.3"]



Easy-Laser® E930 Extruder alignment

Part No: 12-0788

For aligning extrusion machines

Easy-Laser® E930 is designed to measure straightness and pointing direction, primarily on extruder pipes. Another application can be hydraulic pipes for example. With the system, pipes with diameters down to 50 mm can be measured, at a range of up to 40 m. The transmitter's laser beam can be compared to an absolutely straight and weightless ruler, that is to say a perfect starting point for precision measurement.

During the alignment procedure both detector and spindle are rotated, thus self calibrating the system. This way you can determine how the centre line of the spindle is, relative to the tube's centre at the inlet end.

Document your measurement results

The detector's measurement value is transferred to the display unit wirelessly, which means that you can measure more freely. The measurement system has programs that guide you step-by-step, using clear graphics on a large 5.7" colour screen. You can also produce full documentation for your measurement job, with direct generation of PDF reports, and database programs for PC for example.




Complete system with all the measuring programs

Easy-Laser® E930 is a complete system in itself, with laser transmitter, detector and display unit. You can also add other parts from our extensive range to build a system that suits your specific needs and requirements, because all the measurement programs are included as standard. For example add shaft alignment equipment for other rotating machines, and lasers for flatness measurement.

A. Detector with tube brackets mounted

B. The brackets are manufactured on order to specified diameter

C. Special brackets with metal points available on request.



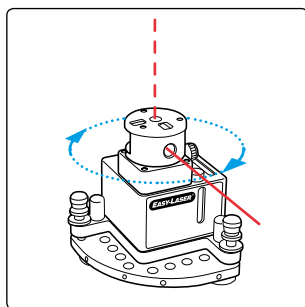

A complete system contains:

12-0418	1	Display unit E-series E51
12-0075	1	Laser transmitter D75
12-0759	1	Detector E9
12-0074	1	Cable 2 m
12-0108	1	Cable 5 m, extension
12-0187	1	Bracket for D75 with magnets
01-0777	1	Set of brackets for detector
12-0792	1	Set of extension rods for detector (6.3 m)
12-0810	1	Target for extruder
12-0495	1	Shoulder strap for Display unit
05-0685	1	Manual (Note: Refers to English manual)
03-0842	1	Measuring tape 5 m
03-0914	1	USB Memory stick with documentation
03-0822	1	USB Cable
03-1243	1	Battery charger (100–240 V AC)
03-0967	1	Hexagon wrench set
03-0878	1	Cleaning cloth for optics
12-0811	1	Carrying case

Examples of accessories:

12-0767	1	Rod adapter with built in target
12-0022	1	Laser transmitter D22
12-0436	1	Wireless unit
12-0434	1	Measuring unit EM
12-0433	1	Measuring unit ES
12-0016	1	V-bracket with chain
12-0013	1	Magnet base
12-1011	1	Magnetic bracket
12-1012	1	Thin shaft bracket
12-1010	1	Sliding bracket
01-1165	1	Offset bracket
12-0125	1	Cardan bracket
12-0553	1	Bore bracket adapter plate
12-0314	1	Detector arms Linebore
12-0597	1	Splitter box
12-0585	1	Charger 12–36V
12-0619	1	Barcode reader
03-1004	1	Thermal printer

Note: always check number of items included for each Part No. before ordering.



Easy-Laser® E920 Geometric

Part No: 12-0771

Measurement system for all types of geometric measurement

This system can be used to carry out all the most common geometric measurements; straightness, flatness, squareness, plumb and level. Measurement is quick and precise. Displayed resolution is 0.001 mm [0.05 mils]. The laser transmitter is our well known big seller, the D22 with levelling table, strong magnetic feet, and a range of up to 40 m. The transmitter's laser beam can be compared to an absolutely straight and weightless ruler, that is to say a perfect starting point for precision measurement. The swivelling laser head gives a laser plane parallel to the measured object and can also angle the laser beam 90° to the sweep for squareness measurement.

The display unit has a large and clear 5.7" colour screen. The programs guide you step-by-step through the measuring process, which makes it easy even for inexperienced users. The system can provide full documentation, with direct generation of PDF reports, and database programs for PC for example. The detector transfers the measurement data to the display unit wirelessly, or by cable if required. The advantages of wireless are especially clear on mechanical constructions and objects where cables can snag or get in the way.

The most common method is to fix the laser transmitter to the measurement object using the mounting magnets, or mounting it on a tripod (accessory) to one side. A pin is also provided to secure the laser transmitter to a machine spindle or equivalent, to check straightness and spindle alignment for example.

Easy-Laser® E920 is a complete system in itself, with laser transmitter, detector and display unit. But it is also an excellent starting point for creating a measurement system that suits your specific needs and requirements, because all the measurement programs are included as standard! Add extra laser transmitters, measuring units and brackets as well as other accessories from the wide Easy-Laser® range. Now or in the future.

A complete system contains:

12-0418	1	Display unit E51
12-0022	1	Laser transmitter D22 incl. tilt table
12-0752	1	Detector E7
12-0436	1	Wireless unit
12-0074	1	Cable 2 m
12-0108	1	Cable 5 m, extension
01-1333	1	Machine/magnet base pin for D22
12-0045	1	Magnet base with turnable head
12-0544	2	Targets for rough alignment
01-1165	1	Offset bracket
01-0043	6	Rods 60 mm
01-0873	6	Rods 120 mm
12-0915	1	Safety strap for laser transmitter
05-0685	1	Manual (Note: Refers to English manual)
03-0842	1	Measuring tape 5 m
03-0914	1	USB memory stick with documentation
03-0822	1	USB cable
03-1243	1	Battery charger (100–240 V AC)
03-0967	1	Hexagon wrench set
12-0495	1	Shoulder strap for Display unit
03-0878	1	Cleaning cloth for optics
12-0781	1	Carrying case

Complete system:

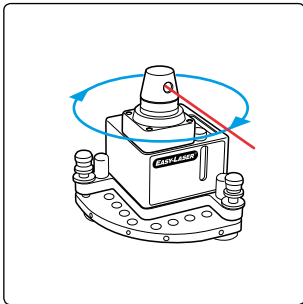

Weight: 12.3 kg [27.1 lbs]

WxHxD: 550x450x210 mm [21.6x17.7x8.3"]

Examples of accessories:

12-0759	1	Detector E9, 2-axis
12-1053	1	XT190 BTA
12-0618	1	Battery pack with wireless technology
12-0619	1	Barcode reader
12-0585	1	Charger 12–36V
12-0434	1	Measuring unit EM
12-0433	1	Measuring unit ES
12-0016	1	V-bracket with chain
01-1165	1	Offset bracket
12-0597	1	Splitter box
03-1004	1	Thermal printer
12-0455	1	Slide bracket Min. Ø120 mm
12-0543	1	Slide bracket Min. Ø200 mm
12-0510	1	Slide bracket Min. Ø300 mm
12-0269	1	Tripod
12-0046	1	Angular prism

Note: always check number of items included for each Part No. before ordering.



Sectional flatness program

Easy-Laser® E915 Flange Spin

Part No: 12-0526

Measure flatness easily with spinning laser

This system is mainly for wind turbine tower producers who want to measure flatness of flanges. Similar applications can be e.g. slewing bearings. You can see the result as a true 3D image in the display unit directly after measuring. Then evaluate the result easily with different calculation settings, for example three point reference, best fit or all positive. This can also be done directly on site without having to stop to go to a PC with separate analysis programs, which was the case previously. This makes production much more efficient.

The system includes laser transmitter D23 Spin with power rotating head. This is how it works in brief: The laser beam from the transmitter rotates constantly and creates a reference plane over the entire measurement object. Measurements are performed quicker as you do not have to align the beam for each new measurement position. You place the detector at the desired measurement points and register the reading by a push of a button. In principle, one person can perform the measurement themselves. It is then possible to generate a PDF report containing graphs and measurement data directly from the measurement system's display unit. All information about the measurement object is documented.

Includes the sectional measurement flatness program*. A tower section with diameter over 4 meters represents a significant weight. This weight causes the flanges to deform when the sections are manufactured. With sectional measurement program the flatness is measured in four sections which are mathematically merged into a full circle, which solves this measurement problem. The program also makes it possible to perform the complete measurement on ground. No climbing on ladders or skylift is therefore required. With traditional methods the operator has to work on hazardous high levels, and often more men are needed.

*The sectional measurement flatness program is patented in Sweden, Germany, China and USA.

A complete system contains:

12-0418	1	Display unit E-series E51
12-0168	1	Laser transmitter D23 incl. tilt table
12-0509	1	Detector E5
12-0436	1	Wireless unit
12-0074	1	Cable 2 m
12-0108	1	Cable 5 m, extension
12-0321	1	Cable support
12-0544	3	Targets for rough alignment
12-0045	1	Magnet base with turnable head
01-0043	6	Rods 60 mm
01-0873	6	Rods 120 mm
12-0495	1	Shoulder strap for Display unit
12-0915	1	Safety strap for laser transmitter
05-0400	1	Manual (Note: Refers to English manual)
05-0545	1	Quick manual (Note: Refers to English manual)
03-0842	1	Measuring tape 5 m
03-0914	1	USB Memory stick with documentation
03-0822	1	USB Cable
03-1243	1	Battery charger (100–240 V AC)
03-0967	1	Hexagon wrench set
03-0878	1	Cleaning cloth for optics
12-0781	1	Carrying case


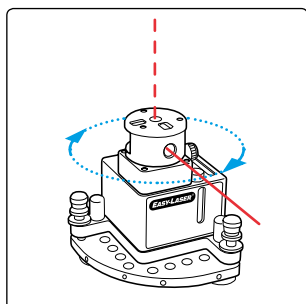
Examples of accessories:

12-0618	1	Battery pack with wireless unit
12-0619	1	Barcode reader
12-0585	1	Charger 12–36V
12-0434	1	Measuring unit EM
12-0433	1	Measuring unit ES
12-0016	1	V-bracket with chain
01-1165	1	Offset bracket
12-0597	1	Splitter box
03-1004	1	Thermal printer
12-0455	1	Slide bracket Min. Ø120 mm
12-0543	1	Slide bracket Min. Ø200 mm
12-0510	1	Slide bracket Min. Ø300 mm

Note: always check number of items included for each Part No. before ordering.

Complete system:

Weight: 12.1 kg [26.7 lbs]
WxHxD: 550x450x210 mm [21.6x17.7x8.3"]



Sectional flatness program

Easy-Laser® E910 Flange

Part No: 12-0525

Measurement system for flange measurements

This system is mainly for wind turbine tower producers who want to measure flatness and parallelism of flanges. Similar applications can be e.g. slewing bearings. You can see the result as a true 3D image in the display unit directly after measuring. Then evaluate the result easily with different calculation settings, for example three point reference, best fit or all positive. This can also be done directly on site without having to stop to go to a PC with separate analysis programs, which was the case previously. This makes production much more efficient.

The system includes laser transmitter D22 with manual rotatable head, and with the option of deflecting the laser beam 90°. With a few more accessories the system can also be used to check the parallelism of the two tower flanges. In the measurement system's display unit it is possible to generate a PDF report containing graphs and measurement data. All information about the measurement object is documented.

Includes the sectional measurement flatness program*. A tower section with diameter over 4 meters represents a significant weight. This weight causes the flanges to deform when the sections are manufactured. With sectional measurement program the flatness is measured in four sections which are mathematically merged into a full circle, which solves this measurement problem. The program also makes it possible to perform the complete measurement on ground. No climbing on ladders or skylift is therefore required. With traditional methods the operator has to work on hazardous high levels, and often more men are needed.

**The sectional measurement flatness program is patented in Sweden, Germany, China and USA.*

A complete system contains:

12-0418	1	Display unit E-series E51
12-0022	1	Laser transmitter D22 incl. tilt table
12-0752	1	Detector E7
12-0436	1	Wireless unit
12-0074	1	Cable 2 m
12-0108	1	Cable 5 m, extension
12-0321	1	Cable support
12-0544	3	Targets for rough alignment
12-0045	1	Magnet base with turnable head
01-0043	6	Rods 60 mm
01-0873	6	Rods 120 mm
12-0495	1	Shoulder strap for Display unit
12-0915	1	Safety strap for laser transmitter
05-0400	1	Manual (Note: Refers to English manual)
05-0545	1	Quick manual (Note: Refers to English manual)
03-0842	1	Measuring tape 5 m
03-0914	1	USB Memory stick with documentation
03-0822	1	USB Cable
03-1243	1	Battery charger (100–240 V AC)
03-0967	1	Hexagon wrench set
03-0878	1	Cleaning cloth for optics
12-0781	1	Carrying case

Examples of accessories:

12-0618	1	Battery pack with wireless unit
12-0619	1	Barcode reader
12-0585	1	Charger 12–36V
12-0434	1	Measuring unit EM
12-0433	1	Measuring unit ES
12-0016	1	V-bracket with chain
01-1165	1	Offset bracket
12-0597	1	Splitter box
03-1004	1	Thermal printer
12-0455	1	Slide bracket Min. Ø120 mm
12-0543	1	Slide bracket Min. Ø200 mm
12-0510	1	Slide bracket Min. Ø300 mm
12-0269	1	Tripod
12-0046	1	Angular prism

Note: always check number of items included for each Part No. before ordering.

Complete system:

Weight: 12.1 kg [26.7 lbs]
WxHxD: 550x450x210 mm [21.6x17.7x8.3"]



GENERATION XT

A DECLARATION OF INDEPENDENCE

GET YOUR EASY-LASER® XT11 WITH THERMAL CAMERA!

GET IT ON
Google Play

RUN IT ON
EASY-LASER XT11

Download on the
App Store

reddot design award
winner 2018

if DESIGN
AWARD
2017

Easy-Laser® XT11 was awarded the
iF DESIGN AWARD 2017 and Red Dot
2018 for its design, ergonomics and
innovative features.



ALL XT PROGRAMS IN ONE FREE APP

All XT measurement programs in one straightforward application available for free. Functionality for iOS, Android and Easy-Laser® XT display units.



NO LOCK-INS

Buy with or without the user-friendly, shockproof and waterproof Easy-Laser® XT11 display unit. Awarded both the RedDot2018 and IF Design 2017 for its ergonomics, features and looks.




MAXIMUM FLEXIBILITY AND TRAINABILITY!

Purchase multiple systems with various capabilities, train once! The training costs are minimized significantly since the app interface and basic functionality is identical for all systems.




LONG OPERATING TIMES

The long operating times of up to 16 hours for the Display unit and 24 hours for the Measuring units mean even the toughest jobs will be finished on time with no interruptions.

XT770
XT660
XT550 
XT440
XT280
XT190



12-1095



Easy-Laser® XT770 Shaft

Part No: See below. Four combinations available.

Multi-platform alignment system

Easy-Laser® XT770 is a crossover multi-platform system. The system runs on your iOS and Android unit¹. You can also choose a complete system with our ergonomic and rugged, IP66/67 approved shock proof Easy-Laser® XT11 display unit. As standard a 13 MP camera for documentation is built-in. You can also add an IR camera to the XT11; shoot a thermal image before and after alignment and include with the documentation! The measuring units are also rugged and IP66/67 approved, featuring wireless technology, an integrated rechargeable battery and large 20x20 mm [0.79"x 0.79"] 2 axis TruePSD detectors and dot type laser technology. A built-in OLED display shows battery status and the angular value of the unit for easy positioning. Thanks to high capacity rechargeable batteries the operating times are very long: Display unit: 16 h, Measuring units: 24 h.

All functions are available in one app

Programs for alignment of horizontal, vertical/flange mounted machines, machine trains and cardan/offset mounted machines* plus EasyTrend for dynamic measurements* are included. Functions for soft foot check, thermal growth compensation and tolerance check. The XT70-M/S units allow for multipoint and continuous sweep measurements. They also support the 360°LIVE move feature. With the Twist measurement program you easily check the base flatness. The very versatile Values program, together with the dot-type laser technology adds functionality for e.g. checking bearing clearance. The built-in Users Manual opens the relevant chapter depending on where in the process you are. (*requires accessories)

Geometric measurements

With the GEO kit added to your XT770 you will, using the Values or Basic Flatness program, be able to do flatness and straightness measurements with the highest reliability and precision.

¹Please see our web site for a complete list of which tablets we recommend: easylaser.com > lifecycle support > software download



Large case/Large case GEO



Large case



System with display unit, Large case (Part No. 12-1095)

Weight complete system: 11.9 kg [26.2 lbs]



System with display unit and GEO Kit Large case GEO (Part No. 12-1127)

Weight complete system: 14.7 kg [32.4 lbs]



System without display unit, Large case (Part No. 12-1096)

Weight complete system: 10.4 kg [22.9 lbs]

System without display unit, with GEO Kit Large case GEO (Part No. 12-1128)

Weight complete system: 13.2 kg [29.1 lbs]



- 12-0961 (1) Display unit XT11
- 12-1045 1 Measuring unit XT70-M
- 12-1046 1 Measuring unit XT70-S
- 12-0963 2 Shaft bracket with chain and rods
- 12-1008 2 Offset bracket for XT-series
- 12-0013 2 # Magnet bases
- 12-1161 1 Set of Rods 4x75 mm
- 12-0987 1 Rods (4x120 mm)
- 12-1060 1 Extension chain (2x900 mm)
- 03-0824 1 Measuring tape 3 m
- 03-0967 1 Hexagon wrench set
- 03-1256 1 Battery charger (100–240 V AC)
- 12-0989 1 DC split cable for charging
- 12-0751 1 DC to USB adapter, for charging
- 12-0997 (1) Shoulder strap for display unit
- 05-0913 1 Quick manual (Note: Refers to English manual)
- 03-0878 1 Cleaning cloth for optics
- 03-0914 1 USB memory stick with documentation
- 12-0991 1 Documentation folder
- 12-1049 (1) Carrying case Large
- 12-1132 (1) Carrying case Large GEO

WxHxD: 565x455x210 mm [22.2x17.9x8.2"]

(1) = Included depending on system Part No.

GEO Kit for XT includes:

- 12-0022 1 Laser transmitter D22
- 12-1133 1 Magnet base with turnable head (#replaces one of the regular magnet bases)
- 12-0987 1 Rods (4x120 mm)

Options for XT11: (Note! Cannot be retrofitted.)

- 12-0968 1 IR Camera added to XT11
- 12-0985 1 Camera (and LED light) removed from XT11


Examples of accessories for XT770:

- 12-1151 1 Cardan bracket kit
- 12-1130 1 Dynamic measurement brackets (complete kit)
- 12-1011 1 Magnetic bracket for XT-series
- 12-1012 1 Thin shaft bracket for XT-series
- 12-1010 1 Sliding bracket for XT-series
- 12-1161 1 Rods (4x75 mm)
- 12-0324 1 Rods (8x120 mm)
- 12-0060 1 Rods (4x240 mm)
- 12-1053 1 XT190 BTA Digital belt alignment tool
- 12-1090 1 XT280 Vibrometer

Note: Always check number of items included for each Part No. before ordering. Accessories not included in the specified system weight above.



12-1051/12-1052



Easy-Laser® XT660 Shaft

Part No: See below. Four combinations available.

Multi-platform alignment system

Easy-Laser® XT660 is a crossover multi-platform system. The system runs on your iOS and Android unit¹. You can also choose a complete system with our ergonomic and rugged, IP66/67 approved shock proof Easy-Laser® XT11 display unit. As standard a 13 MP camera for documentation is built-in, and you can also choose to add an IR camera to the XT11; shoot a thermal image before and after alignment and include with the documentation!

The measuring units are also rugged and IP66/67 approved, featuring wireless technology, an integrated rechargeable battery and large 20x20 mm [0.79"x 0.79"] 1 axis TruePSD detectors and dot type laser technology. A built-in OLED display shows battery status and the angular value of the unit for easy positioning. Thanks to high capacity rechargeable batteries the operating times are very long: Display unit: 16 h, Measuring units: 24 h.

All functions are available in one app

Programs for alignment of horizontal, vertical/flange mounted machines and machine trains (3 machines) are included. Added to that are functions for soft foot check, thermal growth compensation and tolerance check. The XT60-M/S units allow for multipoint and continuous sweep measurements. With the Twist measurement program you easily check the base flatness. As always, Easy-Laser® comes with the very versatile Values program, which together with the dot-type laser technology adds functionality for eg. checking bearing clearance. The app has a built-in Users Manual, which opens the relevant chapter depending on where in the process you are.

¹Please see our web site for a complete list of which tablets we recommend: easylaser.com > lifecycle support > software download

Note: the system can be delivered in two different carrying cases, model Large with space also for accessories. See pictures to the left.

System with display unit, Large case (Part No. 12-1052)

Weight complete system: 9.8 kg [21.6 lbs]
(without accessories)



System with display unit, Medium case (Part No. 12-1051)

Weight complete system: 7.2 kg [15.9 lbs]



System without display unit, Large case (Part No. 12-1059)

Weight complete system: 8.2 kg [18.1 lbs]
(without accessories)

System without display unit, Medium case (Part No. 12-1058)

Weight complete system: 5.8 kg [11.0 lbs]

12-0961	(1) Display unit XT11
12-1028	1 Measuring unit XT60-M
12-1029	1 Measuring unit XT60-S
12-0963	2 Shaft bracket with chain and rods
12-1161	1 Set of Rods 4x75 mm
12-1060	1 Extension chain (2x900 mm)
03-0824	1 Measuring tape 3 m
03-0967	1 Hexagon wrench set
03-1256	1 Battery charger (100–240 V AC)
12-0989	1 DC split cable for charging
12-0751	1 DC to USB adapter, for charging
12-0997	(1) Shoulder strap for display unit
05-0863	1 Quick manual (Note: Refers to English manual)
03-0878	1 Cleaning cloth for optics
03-0914	1 USB memory stick with documentation
12-0991	1 Documentation folder
12-0973	(1) Carrying case Medium WxHxD: 460x350x175 mm [18.1x13.8x6.9"]
12-1049	(1) Carrying case Large WxHxD: 565x455x210 mm [22.2x17.9x8.2"]

(1) = Included depending on system Part No.

Options for XT11: (Note! Cannot be retrofitted.)

12-0968	1 IR Camera added to XT11
12-0985	1 Camera (and LED light) removed from XT11


Examples of accessories for XT660:

12-0013	1 Magnet base (Note: offset bracket also needed.)
12-1008	1 Offset bracket for XT-series
12-1011	1 Magnetic bracket for XT-series
12-1012	1 Thin shaft bracket for XT-series
12-1010	1 Sliding bracket for XT-series
12-1161	1 Rods (4x75 mm)
12-0324	1 Rods (8x120 mm)
12-0060	1 Rods (4x240 mm)

Note: always check number of items included for each Part No. before ordering.



12-1097



Easy-Laser® XT550 Ex/ATEX Shaft

Part No: See below.

Intrinsically safe shaft alignment system

Easy-Laser® XT550 is designed for use in potentially explosive environments. You can choose a complete system with the zone 1 approved ECOM display unit. It has a 3 MP camera for documentation built-in. The XT Alignment app also runs on other iOS and Android units.^{1 2} The measuring units are rugged and IP66/67 approved, featuring wireless technology, an integrated rechargeable battery and large 20x20 mm [0.79"x 0.79"] 1 axis TruePSD detectors and dot type laser technology. A built-in OLED display shows battery status and the angular value of the unit for easy positioning. Using high capacity rechargeable batteries the operating times are very long; 20 hours.

All functions are available in one app

Programs for alignment of horizontal, vertical/flange mounted machines and machine trains are included. Added to that are functions for soft foot check, thermal growth compensation and tolerance check. The XT50-M/S units allow for multipoint and continuous sweep measurements. With the Twist measurement program you easily check the base flatness. As always, Easy-Laser® comes with the very versatile Values program, which together with the dot-type laser technology adds functionality for eg. checking bearing clearance. The app has a built-in Users Manual, which opens the relevant chapter depending on where in the process you are.

Note: the system can be delivered with or without the ECOM tablet.

For local purchase, find your ECOM reseller here:

<https://www.ecom-ex.com/company/locations/>

¹Please see our web site for a complete list of which tablets we recommend: easylaser.com > lifecycle support > software download

²For use in potentially explosive environments, the display device you use has to be at least approved for the same level of Ex/ATEX requirements as your work zone. Note that the XT11 isn't ATEX approved.



Note! XT11 isn't ATEX approved.



System with ECOM display unit, Ex approved case (Part No. 12-1097)

Weight complete system: 8.4 kg [18.5 lbs]



System without display unit, EX approved case (Part No. 12-1031)

Weight complete system: Weight: 6.9 kg [15.2 lbs]

12-1086	(1)	Display unit ECOM Tab-Ex-01
12-1026	1	Measuring unit XT50-M Ex/ATEX
12-1027	1	Measuring unit XT50-S Ex/ATEX
12-1040	2	Shaft bracket Ex/ATEX, with chain and rods
12-1161	1	Set of Rods 4x75 mm
01-0873	2	Rods 120 mm
12-1038	2	Extension chain (900 mm)
03-0824	1	Measuring tape 3 m
03-0967	1	Rod tool
03-1256	1	Battery charger (100–240 V AC)
12-0989	1	DC split cable for charging
05-0889	1	Quick manual (Note: Refers to English manual)
03-0878	1	Cleaning cloth for optics
03-0914	1	USB memory stick with documentation
12-1063	1	Carrying case
		WxHxD: 450x300x180 mm [17.7x11.8x7.1"]

(1) = Included depending on system Part No.

Examples of accessories for XT550:

12-0013	1	Magnet base (Note: offset bracket also needed.)
12-1008	1	Offset bracket for XT-series
12-1011	1	Magnetic bracket for XT-series
12-1012	1	Thin shaft bracket for XT-series
12-1010	1	Sliding bracket for XT-series
12-1161	1	Rods (4x75 mm)
12-0324	1	Rods (8x120 mm)
12-0060	1	Rods (4x240 mm)

Note: always check number of items included for each Part No. before ordering.

CERTIFICATIONS:

XT50 measuring units:

EX certificate number: Presafe 17 ATEX 10552X, IECEx PRE 17.0049X

EX classification: Ⓔ II 2 G Ex ib op is IIC T4 Gb, -10°C ≤ Ta ≤ +50°C

ecom display unit:

EX certificate number: Sira 15 ATEX 1205X, IECEx SIR 15.0075X

EX classification: Ⓔ II 2 GD Ex db ia op is IIC T5 Gb, -20°C ≤ Ta ≤ +50°C

CE
2460
0102



Easy-Laser® XT440 Shaft

Part No: 12-0967 (with Display unit XT11, in medium sized case)

Part No: 12-0966 (without Display unit, in small case)

Multi-platform alignment system

Easy-Laser® XT440 is a crossover multi-platform system. The system runs on your iOS and Android unit¹. You can also choose a complete system with our ergonomic and rugged, IP66/67 approved shock proof Easy-Laser® XT11 display unit. As standard a 13 MP camera for documentation is built-in, and you can also choose to add an IR camera to the XT11; shoot a thermal image before and after alignment and include with the documentation!


The measuring units are also rugged and IP66/67 approved, featuring wireless technology, an integrated rechargeable battery and large 30 mm [1.2"] TruePSD detectors. A built-in OLED display shows battery status and the angular value of the unit for easy positioning. Thanks to high capacity rechargeable batteries the operating times are very long: Display unit: 16 h, Measuring units: 24 h.

All functions are available in one app

Programs for alignment of both horizontal and vertical machines are included. Added to that are functions for soft foot check, thermal growth compensation and tolerance check. As always, Easy-Laser® comes with the very versatile Values program. The app has a built-in Users Manual, which opens the relevant chapter depending on where in the process you are.

¹Please see our web site for a complete list of which tablets we recommend: easylaser.com > lifecycle support > software download

Note: the system is delivered in different carrying cases depending on if the Display unit is included or not. See pictures to the left.



System with display unit (Part No. 12-0967):

12-0961	1	Display unit XT11
12-0943	1	Measuring unit XT40-M
12-0944	1	Measuring unit XT40-S
12-0963	2	Shaft bracket with chain and rods
12-1161	1	Set of Rods 4x75 mm
03-0824	1	Measuring tape 3 m
03-0967	1	Hexagon wrench set
03-1256	1	Battery charger (100–240 V AC)
12-0989	1	DC split cable for charging
12-0751	1	DC to USB adapter, for charging
12-0997	1	Shoulder strap for display unit
05-0833	1	Quick manual (Note: Refers to English manual)
03-0878	1	Cleaning cloth for optics
03-0914	1	USB memory stick with documentation
12-0991	1	Documentation folder
12-0973	1	Carrying case Medium
Weight complete system: 7.2 kg [15.9 lbs]		
WxHxD: 460x350x175 mm [18.1x13.8x6.9"]		

Options for XT11: (Note! Cannot be retrofitted.)

12-0968	1	IR Camera added to XT11
12-0985	1	Camera (and LED light) removed from XT11




System without display unit (Part No. 12-0966):

12-0943	1	Measuring unit XT40-M
12-0944	1	Measuring unit XT40-S
12-0963	2	Shaft bracket with chain and rods
12-1161	1	Set of Rods 4x75 mm
03-0824	1	Measuring tape 3 m
03-0967	1	Hexagon wrench set
03-1256	1	Battery charger (100–240 V AC)
12-0989	1	DC split cable for charging
12-0751	1	DC to USB adapter, for charging
05-0833	1	Quick manual (Note: Refers to English manual)
03-0878	1	Cleaning cloth for optics
03-0914	1	USB memory stick with documentation
12-0972	1	Carrying case Small
Weight complete system: 3.8 kg [8.4 lbs]		
WxHxD: 335x280x130 mm [13.2x11.0x5.1"]		

Examples of accessories for XT440:

12-0013	1	Magnet base (Note: offset bracket also needed.)
12-1008	1	Offset bracket for XT-series
12-1011	1	Magnetic bracket for XT-series
12-1012	1	Thin shaft bracket for XT-series
12-1010	1	Sliding bracket for XT-series
12-1161	1	Rods (4x75 mm)
12-0324	1	Rods (8x120 mm)
12-0060	1	Rods (4x240 mm)
12-1060	1	Extension chain (2x900 mm). For diameters up to 450 mm [12.7"].

Note: always check number of items included for each Part No. before ordering.



Easy-Laser® E720 Shaft/Geo

Part No: 12-0955

The complete alignment solution

Easy-Laser® E720 gives you all the functions for shaft alignment plus the opportunity to check the machine base and any bearing play using the standard equipment. The system includes the very versatile lasertransmitter D22.

Programs for Horizontal machines, soft foot checks, Machine trains, vertical/flange mounted and cardan/offset mounted* machines are included. Furthermore all geometry programs such as Straightness, Flatness/Twist and Parallelism measurement are included. Using accessories you can also align sheaves/pulleys with digital precision. No other system on the market can offer this flexibility!

The keys to the system flexibility and wide range of use are the measuring units with 2-axis TruePSD detectors and dual laser beams, and the laser transmitter D22. Together with the included measurement programs they make the Easy-Laser® E720 a Total Alignment Solution!

Large, clear colour screen, wireless measuring units (included as standard), long operating life and robust design give a measurement system that is both reliable and easy to use.

The measurement values can be registered with only 40° rotation of the shafts. You then align the machine "live" using the measuring units in any position around the shaft.

The display unit program is available in several different languages which facilitates use; English, German, French, Spanish, Portuguese, Swedish, Finnish, Russian, Polish, Dutch, Italian, Japanese, Korean and Chinese. Our unique Endurio™ power management system gives up to 30 hours of operating time for the display unit. Expandable for more measurement applications.

The case is pre-cut for accessories:

A. E290 Digital Precision Level, B. E285 Vibrometer case

**Cardan bracket is optional equipment.*

A complete system contains:

12-0418	1	Display unit E51
12-0433	1	Measuring unit ES
12-0434	1	Measuring unit EM
12-0436	2	Wireless units
12-0022	1	Laser transmitter D22
12-0074	2	Cables 2 m
12-0016	2	Shaft bracket with chain
12-0319	2	Extension chain
12-0013	1	Magnet base
12-0045	1	Magnet base with turnable head
01-1165	2	Offset bracket
12-1011	2	Magnetic bracket
12-0324	1	Set of Rods 8x120 mm
12-0059	1	Set of Rods 4x60 mm
05-0685	1	Manual (Note: Refers to English manual)
05-0486	1	Quick manual (Note: Refers to English manual)
03-0824	1	Measuring tape 3 m
03-0914	1	USB memory stick with documentation
03-0822	1	USB cable
03-1243	1	Battery charger (100–240 V AC)
03-0792	1	Toolbox
12-0495	1	Shoulder strap for Display unit
03-0878	1	Cleaning cloth for optics
12-0981	1	Carrying case

Complete system:


Weight: 14.8 kg [32.6 lbs]

WxHxD: 550x450x210 mm [21.6x17.7x8.3"]

Examples of accessories:

12-0846	1	E290 Digital Precision Level
12-1053	1	XT190 BTA
12-0619	1	Barcode reader
12-1012	1	Thin shaft bracket
12-1010	1	Sliding bracket
12-0615	1	Cardan bracket
12-0585	1	Charger 12–36V
12-0617	1	Battery pack
12-0618	1	Battery pack with wireless technology
12-0597	1	Splitter box
12-0059	1	Rods (4x60 mm)
12-0324	1	Rods (8x120 mm)
12-0060	1	Rods (4x240 mm)
12-1060	1	Extension chain (2x900 mm). For diameters up to 450 mm [12.7"].

Note: always check number of items included for each Part No. before ordering.



Easy-Laser® E710 Shaft

Part No: 12-0440

The measurement system for all stages of machine set-up

Easy-Laser® E710 gives you all the functions for shaft alignment plus the opportunity to check the machine base and any bearing play using the standard equipment! Programs for Horizontal machines, soft foot checks, Machine trains, vertical/flange mounted and cardan/offset mounted* machines are included. Furthermore programs for Straightness, Flatness/Twist and Parallelism measurement are included. Using accessories you can also align sheaves/pulleys with digital precision. No other system on the market can offer this flexibility! The keys to the system flexibility and wide range of use are the measuring units with 2-axis TruePSD detectors, and the dual laser beams. Together with the included measurement programs they make the Easy-Laser® E710 a Total Alignment Solution!

Large, clear colour screen, wireless measuring units (included as standard), long operating life and robust design give a measurement system that is both reliable and easy to use. A clever feature is the barcode reader*, which enters the machine dimensions with literally one swipe!

The measurement values can be registered with only 40° rotation of the shafts. You then align the machine "live" using the measuring units in any position around the shaft. The display unit program is available in several different languages which facilitates use; English, German, French, Spanish, Portuguese, Swedish, Finnish, Russian, Polish, Dutch, Italian, Japanese, Korean and Chinese. Our unique Endurio™ power management system gives up to 30 hours of operating time for the display unit. Expandable for more measurement applications.

**Barcode reader and cardan bracket are optional equipment.*

A complete system contains:

12-0418	1	Display unit E51
12-0433	1	Measuring unit ES
12-0434	1	Measuring unit EM
12-0436	2	Wireless units
12-0074	2	Cables 2 m
12-0016	2	Shaft bracket with chain
12-0319	2	Extension chain
12-0013	2	Magnet base
01-1165	2	Offset bracket
01-0873	4	Rods 120 mm
12-0059	1	Set of Rods 4x60 mm
05-0461	1	Manual (Note: Refers to English manual)
05-0486	1	Quick manual (Note: Refers to English manual)
03-0824	1	Measuring tape 3 m
03-0914	1	USB memory stick with documentation
03-0822	1	USB cable
03-1243	1	Battery charger (100–240 V AC)
03-0792	2	Toolbox
12-0495	1	Shoulder strap for Display unit
03-0878	1	Cleaning cloth for optics
12-0442	1	Carrying case

Complete system:

Weight: 10.0 kg [22.0 lbs]

WxHxD: 500x400x200 mm [19.7x15.7x7.9"]

Examples of accessories:

12-1053	1	XT190 BTA
12-0619	1	Barcode reader
12-1011	1	Magnetic bracket
12-1012	1	Thin shaft bracket
12-1010	1	Sliding bracket
12-0615	1	Cardan bracket
12-0585	1	Charger 12–36V
12-0617	1	Battery pack
12-0618	1	Battery pack with wireless technology
12-0597	1	Splitter box
12-0059	1	Rods (4x60 mm)
12-0324	1	Rods (8x120 mm)
12-0060	1	Rods (4x240 mm)
12-1060	1	Extension chain (2x900 mm). For diameters up to 450 mm [12.7"].
12-0022	1	Laser transmitter D22

Note: always check number of items included for each Part No. before ordering.



Small case



Built-in battery and wireless functionality.



Large case

Easy-Laser® E540 Shaft

Part No: 12-0775, E540-B (with Large case)

Part No: 12-1043, E540-A (with Small case)

Simple and efficient shaft alignment

Easy-Laser® E540 is a very powerful shaft alignment system, with the ideal balance between performance and price. The measuring units are incredibly compact featuring wireless technology, an integrated rechargeable battery and TruePSD detectors. This means that they are easy to install on most types of machines, even where there is limited space. The wireless technology gives you full freedom of movement around the machine that is to be aligned. Start with the measuring units positioned anywhere through 360 ° around the shaft, then take any three readings down to 20° in-between. Then adjust the machine with the live-values in both horizontal and vertical directions. Simple and efficient! Programs included: Horizontal, Vertical, 3-Machine train, Values, Belt transmission alignment.

Technology that gives the best performance

The shaft alignment system has a large 5.7", bright colour display. The measuring units have TruePSD-technology, which gives unlimited resolution. Twin laser beams, twin PSDs (30 mm [1.2"]) and twin inclinometers give you superb control of the measurement in all situations. Display unit, measuring units and fixtures are all very robust for the highest accuracy in demanding industrial environments.

Large expansion possibilities

It is possible to connect two very useful accessories to the system. Using XT190 BTA* you can check and align sheaves and pulleys with digital precision. With the barcode reader* the user can save many key operations where all machine dimensions, tolerances and compensation values are entered in one single operation, and the measurement can be started directly.

*Accessories.

The Large case (System E540-B) has pre-cut foam for accessories:

- A. Magnetic brackets kit
- B. Magnet bases (2 pcs)
- C. XT190 BTA (transmitter and detector)
- D. Offset brackets (2 pcs)

System E540-A (Part No. 12-1043):

12-0700	1	Display unit E52
12-0777	1	Measuring unit ELS40
12-0776	1	Measuring unit ELM40
12-0016	2	Shaft bracket with chain
12-0319	2	Extension chain
01-0873	4	Rods 120 mm [4.72"]
12-0059	1	Set of Rods 4x60 mm [2.36"]
05-0689	1	Quick manual (Note: Refers to English manual)
03-0824	1	Measuring tape 3 m
03-0914	1	USB Memory stick with documentation
03-0822	1	USB cable
03-1243	1	Battery charger (100–240 V AC)
12-0989	1	DC charging cable
12-0751	1	DC to USB adapter
12-0495	1	Shoulder strap for Display unit
12-1025	1	Carrying case Small

Complete system:

Weight: 6.6 kg [14.5 lbs]

WxHxD: 460x350x175 mm [18.1x13.8x6.9"]

System E540-B (Part No. 12-0775):

12-0700	1	Display unit E52
12-0777	1	Measuring unit ELS40
12-0776	1	Measuring unit ELM40
12-0016	2	Shaft bracket with chain
12-0319	2	Extension chain
01-0873	4	Rods 120 mm [4.72"]
12-0059	1	Set of Rods 4x60 mm [2.36"]
05-0689	1	Quick manual (Note: Refers to English manual)
03-0824	1	Measuring tape 3 m
03-0914	1	USB Memory stick with documentation
03-0822	1	USB cable
03-1243	1	Battery charger (100–240 V AC)
12-0989	1	DC charging cable
12-0751	1	DC to USB adapter
12-0495	1	Shoulder strap for Display unit
12-1020	1	Carrying case Large

Complete system:


Weight: 7.7 kg [17.0 lbs]

WxHxD: 500x400x200 mm [19.7x15.7x7.9"]

Example of accessories:

12-0619	1	Barcode reader
12-1053	1	XT190 BTA
12-0074	1	Cable 2 m [78.7"]
12-0013	1	Magnet base
01-1165	1	Offset bracket
12-1011	1	Magnetic bracket
12-1012	1	Thin shaft bracket
12-1010	1	Sliding bracket
12-0585	1	Charger 12–36V
12-0597	1	Splitter box
12-0059	1	Rods (4x60 mm)
12-0324	1	Rods (8x120 mm)
12-0060	1	Rods (4x240 mm)
12-0128	1	Extension chain (2x900 mm)

Note: always check number of items included for each Part No. before ordering.



Easy-Laser® E420 Shaft

Part No: 12-0745

Entry level redefined!

The Easy-Laser® E420 has wireless measuring units, a large 5.7" colour display and an IP65-rated design that withstands harsh environments.

The measuring units are compact, featuring wireless technology, an integrated rechargeable battery and large 20 mm [0.78"] TruePSD detectors. This means that they are easy to install on most types of machines, even where there is limited space. The wireless technology gives you full freedom of movement around the machine that is to be aligned.

Programs for alignment of both horizontal and vertical machines are included. Added to that are functions for soft foot control, thermal growth compensation and tolerance control.

Pre-mounted units make it easy to install on the machine and the programs guide you step-by-step through the process. Start with the measuring units positioned anywhere on the shaft, recording three readings with as little as 20° of rotation between readings. Then adjust the machine with the live values, and save the measurements in the display unit memory. You can also transfer the results to the database EasyLink™ program (included) for PC.

A complete system contains:

12-0748	1	Display unit E53
12-0747	1	Measuring unit ELS20
12-0746	1	Measuring unit ELM20
12-0016	2	Shaft bracket with chain
12-0319	2	Extension chain
01-0873	4	Rods 120 mm
12-0059	1	Set of Rods 4x60 mm
05-0640	1	Quick manual (Note: Refers to English manual)
03-0914	1	USB memory stick with documentation
03-0824	1	Measuring tape 3 m
12-0989	1	DC charging cable
12-0751	1	DC to USB adapter
03-1243	1	Battery charger (100–240 V AC) for Display unit
03-1059	1	Carrying case

Complete system:

Weight: 6.3 kg [13.9 lbs]

WxHxD: 500x415x170 mm [19.7x16.3x6.7"]

Examples of accessories:

12-0013	1	Magnet base
01-1165	1	Offset bracket
12-1011	1	Magnetic bracket
12-1012	1	Thin shaft bracket
12-1010	1	Sliding bracket
12-0619	1	Barcode reader
12-0585	1	Charger 12–36V
12-0059	1	Rods (4x60 mm)
12-0324	1	Rods (8x120 mm)
12-0060	1	Rods (4x240 mm)
12-0128	1	Extension chain (2x900 mm)

Note: always check number of items included for each Part No. before ordering.

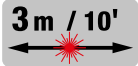



Easy-Laser® XT190 BTA digital Wireless

Part No: 12-1053

“Live” digital read outs on clear OLED display

The detector reads off the position in relation to the laser plane and digitally displays the parallel and angular misalignment “live” on the clear built-in OLED display. The accuracy of the reading means that you can be within the prescribed alignment tolerances and rely upon the result. With this system there is no need to move the detector to read horizontal respectively vertical values, which saves time and makes things easier. Suitable for most types of drive, such as V-belt, timing belt, flat belt and chain drives.

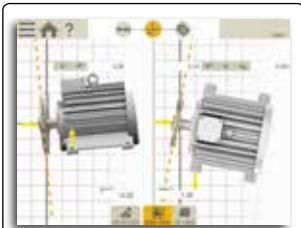


If you connect the detector wirelessly to a separate display unit, e.g. one of our shaft alignment systems, you can read and follow the alignment from where you are standing and making adjustments, instead of only where the detector is mounted. Then you can also set a tolerance and document the result of the alignment.




(Note 1: The XT190 detector unit connects to both the E- and XT-series display units. You can also use it with your iOS and Android phone/tablet. Please see our web site for compatible models.)

(Note2: There is no separate display unit included. The detector connects wireless to the E51, E52 and XT11 display units with Belt alignment program.)



XT app for XT11 and iOS/
Android display units.



Belt alignment program
for E51 and E52.

A complete system contains:

12-0309	1	Laser transmitter
12-1054	1	Detector unit with built-in display, wireless
12-0394	2	Targets
03-1243	1	Charger (100–240 V AC) and cable
03-0247	1	Battery R6 (AA) 1.5 V
03-0914	1	USB memory stick with documentation
05-0865	1	Quick manual (Note: Refers to English manual)
12-0804	1	Carrying case



Easy-Laser® D90 BTA

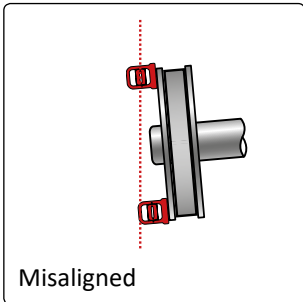
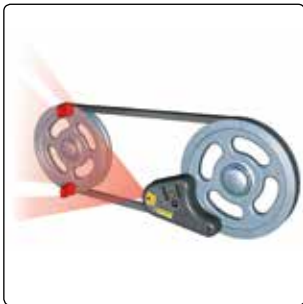
Part No: 12-0415

For quick and easy alignment of sheaves/pulleys

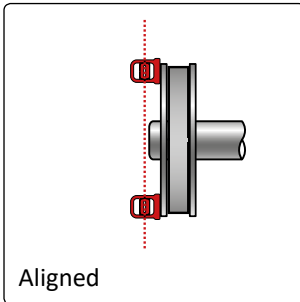
Easy-Laser® D90 is installed in a few seconds, and the laser line that is projected on the targets clearly shows how to adjust the machines. The tool has targets that can be read out “visually” and which give excellent degrees of accuracy that are sufficient for most users. If, in the future, you wish to have the option of digital readouts with the corresponding advantages, you can add a digital detector (see system D150 and D160).

D90 BTA is compact and light. Suitable for most types of drive, such as V-belt, timing belt, flat belt and chain drives.

3 m / 10'



Misaligned



Aligned

A complete system contains:

12-0309	1	Laser transmitter
12-0394	2	Target
05-0352	1	Manual
03-0247	1	Battery R6 (AA) 1.5 V
03-0591	1	Padded cover



XT280 Vibrometer

Part No: 12-1090

FOR QUICK VIBRATION ANALYSIS

Easy-Laser® XT280 is an easy-to-use vibration monitoring and analysis tool that allows easy display of vibration signals. The XT280 automatically performs vibration analysis functions based on machine running speed to help diagnose faults such as unbalance, misalignment and looseness. The system is designed to enable you to take vibration measurements from assets like pumps, motors, fans and bearings. The unit displays vibration frequency plots and allows vibration severity and bearing condition to be monitored.

For documentation purpose, you can connect the XT280 to the XT Alignment App. Run the app on your phone or tablet*, or the XT11 display unit.

** Please see our web site for compatible models.*



7.5

ISO
mm/s

23

BDU

0.4

g

Built-in display.


Padded case

XT app for XT11 and iOS/Android display units.

Stinger
Accelerometer magnet

- A complete system contains:**
- 12-1050 1 Vibrometer (with short tip)
 - 05-0934 1 Quick manual
 - 03-0914 1 USB memory stick with documentation
 - 03-1336 1 Padded case


- Examples of accessories:**
- 03-1327 1 Accelerometer magnet
 - 03-1326 1 Stinger (100 mm)



Pre-defined machine templates for different turbines.



Built-in battery and wireless functionality.



Shaft alignment system for Vestas wind turbines

Part No: 12-0797 (Vestas 4)

Part No: 12-0825 (Vestas 3)

For shaft alignment with the rotor locked.

Large forces are in action in a wind turbine. The safety of the maintenance technicians is therefore of the utmost importance. With the Easy-Laser® shaft alignment system the generator and gearbox can be aligned with the coupling dismantled and the brake locked. The system pictured is designed especially for one turbine manufacturer, and fits all their turbine sizes.

Using the barcode reader, you scan the appropriate tag and the correct measures for that specific machine are entered automatically. Or open the settings with the pre-defined machine templates. Quick and easy! The measurement programs are easy to learn and to use, and there are numerous options for documenting and saving the result of the work (e.g. to printer or PC).

- The Vestas 3 system has brackets for turbines V47, V52, V66, V80 2MW Mark1–7, V90 3MW.
- The Vestas 4 has additional brackets also for turbines V80 1.8MW, 2MW Mark8 and V112.

Note! The system pictured is “Vestas 4”.

Price upon request.

A Vestas 4 system contains:

12-0700	1	Display unit E52
12-0777	1	Measuring unit ELS40
12-0776	1	Measuring unit ELM40
12-0619	1	Barcode reader
01-0815	3	Plunges
01-0816	3	Plunges
01-0817	3	Plunges
01-0818	3	Plunges
01-1520	4	Centering plunges
03-0613	1	Distance gauge
03-1034	1	Extender
12-0703	1	Generator bracket
12-0718	1	Gear box bracket
12-0713	2	Bracket V112
03-0914	1	USB Memory stick
03-0822	1	USB cable
03-1243	1	Battery charger (100–240 V AC)
12-0989	1	DC charging cable
12-0751	1	DC to USB adapter
03-1004	1	Printer
01-1379	1	Protective case for Displayunit
12-0495	1	Shoulder strap for Display unit
12-0798	1	Carrying case

(Plus miscellaneous fastening items and user manual.)



Shaft alignment system GA1 for wind turbines

Part No: 12-1118 (Includes 12-1113+12-1114)


For shaft alignment with the rotor locked.

Large forces are in action in a wind turbine. The safety of the maintenance technicians is therefore of the utmost importance. With the Easy-Laser® shaft alignment system the generator and gearbox can be aligned with the coupling dismantled or in place. This system is designed especially for Gamesa turbines, and fits all their turbine sizes. The measurement programs are easy to learn and to use, and there are numerous options for documenting and saving the result of the work.


NOTE:

Complete system GA1, Part No. 12-1118 consist of Part No. 12-1113+12-1114, but still come in two separate carrying cases. 12-1113 and 12-1114 also sold separately.

Prices upon request.



Built-in battery and wireless functionality.



12-1118



System 12-1113 contains:

12-0700	1	Display unit E52
01-1379	1	Protective case for display unit
12-0777	1	Measuring unit ELS40
12-0776	1	Measuring unit ELM40
12-0016	1	Shaft bracket with chain
12-0626	1	Chain 900 mm complete
12-0059	1	Rods Ø10x60 mm, set of 4 pcs
01-0873	4	Rods Ø10x120 mm
12-0987	1	Rods Ø10x120 mm, set of 4 pcs
12-1011	1	Magnetbracket thin
01-1165	1	Offset bracket
03-0045	1	Screw MC6S M6x16 mm
05-0689	1	Quick manual
05-0809	1	Manual GA1
03-0824	1	Measuring tape 3.0 m
03-0914	1	USB memory stick 2GB
03-0822	1	USB cable A to B 1.8 m
03-1243	1	Battery charger (100-240 V AC)
12-0750	1	DC Split cable, for charging
12-0751	1	DC to USB adapter, for charging
03-0792	1	Toolbox
03-0967	1	Hexagon wrench set
01-0048	1	Rod tightening tool, 4 mm
12-0495	1	Strap to display unit
12-1020	1	Plastic carrying case for 12-1113

Weight: 8.0 kg [17.6 lbs]
WxHxD: 500x400x200 mm [19.7x15.7x7.9"]

System 12-1114 contains:

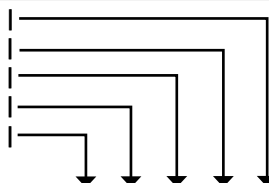
12-0975	1	Detector-fixture Generator flange GA1
01-1889	2	Adapters to Generator flange GA1 M24
01-1892	2	Adapters to Generator flange GA1 Ø40
01-1891	2	Adapters to Generator flange GA1 Ø31
01-1890	2	Adapters to Generator flange GA1 Ø25
12-0974	2	Screw to Adapters L=120mm
12-0712	2	Nut to adapters with magnet M6
12-0976	1	Detector-fixture Gearbox flange GA1
12-0977	3	Screw M24 for Gearbox fixture
12-0978	3	Screw M30 for Gearbox fixture
01-1884	3	Adapters for M24 Screw to Gearbox fixture
01-1885	3	Adapters for M30 Screw to Gearbox fixture
03-0613	1	Distance Gauge (coupling flanges), incl. adapter
03-1034	2	Ext. adapter distances gauge
12-1116	1	Plastic carrying case for 12-1114

Weight: 17.0 kg [37.5 lbs]
WxHxD: 565x455x210 mm [22.2x17.9x8.2"]



| E980 | E975 | E970 | E960 | E950 | E940 | E930 | E920 | E720 |

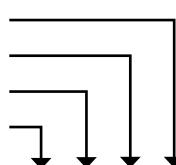
| E710 |
| E915 | E910 |
| E540 |
| E420 |



	HORIZONTAL 9-12-3	●	●		●	●
	SOFT FOOT	●	●		●	●
	EASYTURN™	●	●		●	●
	MULTIPOINT HORIZONTAL SHAFT				●	●
	VERTICAL/FLANGE MOUNTED	●	●		●	●
	CARDAN				●	●
	MACHINE TRAIN				●	●
	MACHINE TRAIN (3 MACHINES)		●			
	OFFSET AND ANGLE				●	●
	VALUES (Digital Dial Indicator)	●	●	●	●	●
	BELT TRANSMISSION ALIGNMENT		●		●	●
	STRAIGHTNESS 1-point				●	●
	STRAIGHTNESS 2-point (Centre of Circle)					●
	STRAIGHTNESS 4-point					●
	STRAIGHTNESS Multipoint					●
	STRAIGHTNESS 3-point (Half circle)					●
	ROUNDNESS/OVALITY MEASUREMENT					●
	SPINDLE DIRECTION					●
	SQUARENESS					●
	FLATNESS				●	●
	TWIST				●	●
	FLANGE FLATNESS			●	●	●
	FLANGE PARALLELISM			●		●
	PARALLELISM				●	●



XT770	XT70-M/S
XT660	XT60-M/S
XT550	XT50-M/S
XT440	XT40-M/S



	HORIZONTAL 9-12-3	●	●	●	●
	MACHINE TRAIN (UNLIMITED)		●		●
	MACHINE TRAIN (3 MACHINES/2 COUPLINGS)		●	●	●
	SOFT FOOT	●	●	●	●
	EASYTURN™	●	●	●	●
	MULTIPOINT HORIZONTAL SHAFT		●	●	●
	CONTINUOUS SWEEP HORIZONTAL SHAFT		●	●	●
	WIDE LIVE Allows for live adjustment at larger angles, vertically and horizontally separately.	●	●	●	●
	360 LIVE Allows for live adjustment at any position, in both directions simultaneously.				●
	VERTICAL/FLANGE MOUNTED	●	●	●	●
	CARDAN/OFFSET MOUNTED (NOTE: Requires the Cardan bracket kit.)				●
	VALUES (Digital Dial Indicator)	●	●	●	●
	TWIST Check base twist and flatness with the M and S measuring units.		●	●	●
	BASIC FLATNESS Measure two rows of points, 2 to 8 at each. To be used with separate laser transmitter like the D22.				●
	EASYTREND™ Monitor and record machine movement over time.				●
	BELT TRANSMISSION ALIGNMENT (NOTE: The Belt alignment program requires XT190 BTA.)	●	●	●	●
	VIBRATION MEASUREMENT (NOTE: The Vibration measurement program requires XT280 VIB.)	●	●	●	●
	ONE FREE APP All measurement programs in one app. Available functionality based on which measuring unit is connected.	●	●	●	●
	SHARE FILES Share via email directly from your display unit.	●	●	●	●
	BUILT-IN HELP Searchable Users Manual which opens the relevant chapter depending where in the process you are.	●	●	●	●
	MULTI-LINGUAL The XT Alignment App is available in multiple languages: en / de / sv / es / pt / ru / ja / ko / zh / it / fr / pl	●	●	●	●
	DOT LASER TECHNOLOGY – 2 AXIS				●
	DOT LASER TECHNOLOGY – 1 AXIS		●	●	
	LINE LASER TECHNOLOGY	●			

EASYLINK™ PROGRAM

With EasyLink™ 3.0 you can save and organise all your measurements in one place, produce reports with both data and images and export to your maintenance systems. You can customise what your Excel reports should look like and what data should be visible and where it should be positioned. The program has a clear folder structure, where you drag and drop files from the display unit to the database, or vice versa if you wish to prepare a measurement before going out into the field to take measurements. Create your own structure with folders for manufacturer, department or machine type for example. With everything in one location you have a better overview of what actions have been carried out. The database can also be located on a common server and shared with other users. For extra safety you can use EasyLink™ to make backups of what you have saved in the E-series' display unit. You can also simulate adjustments and test corrective actions in the program without any risk of losing the original data. The program is supplied with all our measurement systems, but can also be downloaded by anyone for free.



System requirements: Windows® XP, Vista, 7, 8, 10. For the export function, Excel 2003 or newer must also be installed on the computer. EasyLink™ 3.0 functions with both the D and E series in Easy-Laser®. Not with the XT series.

Export formats: Excel, XML.

Download the program free of charge from www.easylaser.com.

Easy-Laser® Precision Level App for E290



| E290 |



PRECISION LEVEL

Use your iPhone, iPod or iPad as display! With our free app Precision Level for the E290 you can follow the alignment from the place where you adjust the machine, and document your measurement.

Apple, the Apple logo, iPhone, and iPod touch are trademarks of Apple Inc., registered in the U.S. and other countries. App Store is a service mark of Apple Inc. Android, Google Play, and the Google Play logo are trademarks of Google Inc.



PARTS

| XT |



XT11 – Display unit for Generation XT

Part No: 12-0961

Description: Wireless display unit for Generation XT. Rugged design, shock proof, IP66 and IP67. Glove enabled touch screen. Water and dust proof connectors: USB A, USB B, HDMI, Charger.

Options: IR Camera (Part No. 12-0968), Camera removed for security reasons (Part No. 12-0985).

Note: Options cannot be retrofitted.
Not approved for Ex/ATEX areas.



| XT |



ECOM Tab-Ex® – Display unit for Generation XT

Intrinsically safe, EX/ATEX approved

Part No: 12-1086

Description: Wireless display unit for Generation XT, especially the XT50-M/S Ex/ATEX approved shaft alignment measuring units. Rugged design, with glove enabled touch screen.

Note: For more detailed information, please see the ecom web site:
<https://www.ecom-ex.com>

| E |



Display unit E-series: E51

Part No: 12-0418

Description: Available in different measurement program configurations. Which programs are available depends on in which system the display unit is included. Connectors: USB A, USB B, Easy-Laser® equipment, Charger.

Note: Dust and splash guard for connectors open on picture to the right. The look of the display unit keyboard can vary depending on market.

| E |



Display unit E-series: E52

Part No: 12-0700

Description: Available in different measurement program configurations. Which programs are available depends on in which system the display unit is included. Connectors: USB A, USB B, Easy-Laser® equipment, charger.

Note: Dust and splash guard for connectors removed on upper right picture.

| E |

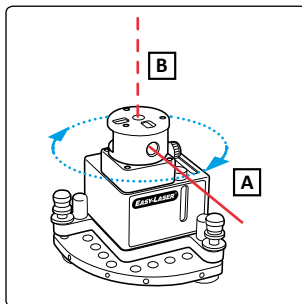


Display unit E-series: E53

Part No: 12-0748

Description: All wireless display unit for shaft alignment system. The unit can temporarily power measuring units ELS20/ELM20 via the USB connector as backup. Connectors: USB A, charger.

Note: Dust and splash guard for connectors removed on upper right picture. No connector for "red cable" equipment.

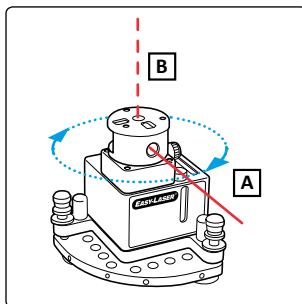


Laser transmitter D26 Swivel

Part No: 12-1064

Description: Laser transmitter D26 can be used to measure flatness, straightness, squareness and parallelism. Mainly for use in machine tool applications. The laser beam can sweep 360° with a measurement distance of up to 30 metres [100'] in radius. For specifications, please see *Technical specifications* at the end of this catalogue.

Note: Option A. The laser beam is used for a 360° sweep.
Option B. The laser beam is angled at 90° to the sweep.

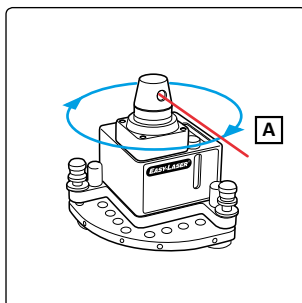


Laser transmitter D22 Swivel

Part No: 12-0022

Description: Laser transmitter D22 can be used to measure flatness, straightness, squareness and parallelism. The laser beam can sweep 360° with a measurement distance of up to 40 metres [130'] in radius. For specifications, please see *Technical specifications* at the end of this catalogue.

Note: Option A. The laser beam is used for a 360° sweep.
Option B. The laser beam is angled at 90° to the sweep.



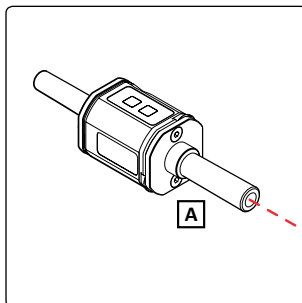
Laser transmitter D23 Spin

Part No: 12-0168

Description: Laser transmitter D23 has a motor driven, rotating head that gives a 360° laser plane. Because the laser beam sweeps across the surface you do not need to align the beam for every detector position. Tilt table included.

Measurement distance up to 20 metres [65'] in radius.

Note: A. The laser beam is used for a 360° sweep.



Laser transmitter D146 Spindle

Part No: 12-0146

Description: For measuring spindle direction and straightness. Can be used in a rotating spindle (max. 2000 rpm). Measurement distance 20 metres [65']. Mounting pin Ø20 mm [0.79"].

Note: A. An extra mounting pin (Part No. 12-0568) can be fitted at the laser aperture side (A), making it possible to align, for example, bar feeders. (Be aware that the standard mounting pin displayed on the left image cannot be detached from the transmitter.)



Laser transmitter D75

Part No: 12-0075

Description: For measuring straightness and spindle direction. M6 threads on ends and sides offer alternative mounting options. Measurement distance 40 m [130'].

Note: With tilting screws for laser beam adjustment.



Laser transmitter D25


Part No: 12-0594

Description: For measuring straightness primarily in turbine applications. Measurement distance 40 m [130']. The laser beam can sweep 360°, and can be angled 90° to the sweep.

Note: Battery adaptor included. Brackets, arms and/or offset hub may also be needed, but are not included. See also 12-0706.

Option A. The laser beam is used for a 360° sweep.

Option B. The laser beam is angled at 90° to the sweep.



Laser transmitter D25 with offset hub

Part No: 12-0706

Description: For measuring straightness primarily in turbine applications. Measurement distance 40 m [130']. The laser beam can be angled 90° to the sweep, within 0.01 mm/m [0.5 mils/INCH].

Note: Battery adaptor (not pictured) and offset hub included. Brackets/arms may also be needed, but are not included. See also 12-0594.

A. Transmitter mounted to point laser through hub.

B. Transmitter mounted to point laser in opposite direction.



Laser transmitter E30 Long Range

Part No: 12-0823

Description: For measuring straightness on long distances. Measurement distance 100 m [328'] with a 20 mm PSD, >200 m [656'] with 30 mm PSD. M6 threads on front and bottom offer alternative mounting options. Built-in rechargeable battery and Oled display.

Note: Coordinate table or tilt table needed for accurate functionality. No charger or bracketing included (compare with Part No. 12-0858).



Laser transmitter E30 Long Range, with tilt table

Part No: 12-0858

Description: For measuring straightness on long distances. Measurement distance 100 m [328'] with a 20 mm PSD, >200 m [656'] with 30 mm PSD. M6 threads on front and bottom offer alternative mounting options. Built-in rechargeable battery and Oled display.

Note: With tilt table (12-0864), which can be used with magnets or mounted on tripod, Battery charger 100–240 V AC (03-1243), USB memory stick with documentation, and Carrying case (12-0872).



Laser transmitter for sheave alignment systems

Part No: 12-0309

Description: Laser transmitter producing a laser line parallel to the object it is mounted to.

Note: Only transmitter as pictured, no targets included. (Complete system, see Part No. 12-0415 and 12-1053.)

[E]

**Detector E9, 2-axis PSD****Part No:** 12-0759

Description: Detector diameter 45 mm [1.77"]. 2 axis PSD, 20x20 mm [0.79"x0.79"]. Built-in 360° electronic inclinometer. Built-in wireless communication and rechargeable battery. There is also a connector on the back side for standard "red cable" (charging and data transfer). Mounting threads on both ends, for tube adapters (01-0777) or other suitable brackets (e.g. 12-0767 and 12-0553).

Note: Make sure you have a suitable bracket!

[E]

**Detector E7H, HyperPSD™****Part No:** 12-0824

Description: Detector for the E-series. 2 axis PSD, 20x20 mm [0.79"x0.79"]. With HyperPSD™ technology, which allows for a displayed resolution of 0.0001 mm [0.000005"/0.005 mils]. Built-in 360° electronic inclinometer. Two connectors for making it possible to connect two detectors or more in series. Normally mounted on rods, but has many additional mounting possibilities thanks to threads on two sides. **Note:** Optimised for fixed laser/does not detect a spinning laser.

[E]

**Detector E7****Part No:** 12-0752

Description: Detector for the E-series. 2 axis PSD, 20x20 mm [0.79"x0.79"]. Built-in 360° electronic inclinometer. Two connectors for making it possible to connect two detectors or more in series. Normally mounted on rods, but has many additional mounting possibilities thanks to threads on two sides.

Note: Optimised for fixed point laser/does not detect a spinning laser.

[E]

**Detector E5****Part No:** 12-0509

Description: Detector for the E-series. 2 axis PSD, 20x20 mm [0.79"x0.79"]. Built-in 360° electronic inclinometer. Two connectors for making it possible to connect two detectors or more in series. Normally mounted on rods, but has many additional mounting possibilities thanks to threads on two sides.

Note: With Dual Detection Technology, making it possible to read both fixed point laser and spinning laser, but is optimised for spinning laser.

[E]

**Detector E3****Part No:** 12-0799

Description: Detector for the E-series. 2 axis PSD, 30x30 mm [1.18"x1.18"]. Built-in wireless communication. Battery status indicator. Built-in 360° electronic inclinometer. One connector on top side. Normally mounted on rods, but also has additional mounting threads on back side.

Note: Target/Dust cover for PSD included. Does not detect a spinning laser.

[E]

**Angle detector E2****Part No:** 12-0845

Description: Detector for angle measurements, e.g. roll parallelism measurement. Built-in OLED display and rechargeable battery.

Note: The E2 detector reads angles, not positions. This means that if you want to take full advantage of the measurement program package of some geometric systems, you will also need a positional detector like e.g. the E7.

| E |




Digital Precision Level E290

Part No: 12-0846

Description: Digital precision level. Built-in OLED display and rechargeable battery.

Note: For complete kit, see Part No. 12-0857 below.

| E |




Digital Precision Level E290, complete kit

Part No: 12-0857

Description: Digital precision level (12-0846), complete kit with Battery charger 100–240 V AC (03-1243), safety strap (12-0915) and USB memory stick with documentation (03-0914).

Note: Delivered in plastic case (12-0873).

| E |



Roll alignment kit

Part No: 12-0856

Description: Includes roll bracket (12-0849), detector E2 (12-0845), digital level E290 (12-0846), adapter plate (12-0874), charger (03-1243), DC charging cable (12-0989), DC to USB adapter (12-0751), USB memory stick with documentation (03-0914).

Note: Delivered in plastic case (12-0871). As standard for roll diameters up to 400 mm. For larger roll diameters, please see Part No. 12-0885, Large Roll Kit.

| E | XT |



XT & E-series wireless Detector for belt alignment

Part No: 12-1054

Description: Detector that reads off the sheaves position in two directions (horizontal+vertical) at the same time. With built-in display showing offset and angular values. Note: Laser transmitter also needed.

Note: Also for wireless connection to separate display units E51 and E52 which have the BTA digital program. Or connect it to the XT Alignment App on your iOS/Android display, or Easy-Laser XT11.

A. Super magnets x 4, for attachment to sheave side.

[E]



Measuring unit EMH, PSD 20x20 mm

Part No: 12-0790

Description: Laser diode and PSD detector in one housing. Built-in electronic 360° inclinometer. Mainly for shaft alignment. PSD 20x20 mm [0.79"x0.79"]. With HyperPSD™ technology, which allows for a displayed resolution of 0.0001 mm [0.000005"/0.005 mils].

Note: To be used in pair with S unit 12-0789. E-series measuring unit.

[E]



Measuring unit ESH, PSD 20x20 mm

Part No: 12-0789

Description: Laser diode and PSD detector in one housing. Built-in electronic 360° inclinometer. Mainly for shaft alignment. PSD 20x20 mm [0.79"x0.79"]. With HyperPSD™ technology, which allows for a displayed resolution of 0.0001 mm [0.000005"/0.005 mils].

Note: To be used in pair with M unit 12-0790. E-series measuring unit.

[E]



Measuring unit EM, PSD 20x20 mm

Part No: 12-0434

Description: Laser diode and PSD detector in one housing. Built-in electronic 360° inclinometer. Mainly for shaft alignment. PSD 20x20 mm [0.79"x0.79"].

Note: To be used in pair with S unit 12-0433. E-series measuring unit.

[E]



Measuring unit ES, PSD 20x20 mm

Part No: 12-0433

Description: Laser diode and PSD detector in one housing. Built-in electronic 360° inclinometer. Mainly for shaft alignment. PSD 20x20 mm [0.79"x0.79"].

Note: To be used in pair with M unit 12-0434. E-series measuring unit.

[E]



Measuring unit ELM40, PSD 30 mm

Part No: 12-0776

Description: Laser diode and PSD detector in one housing. Built-in wireless communication. Battery status indicator. Built-in electronic 360° inclinometer. For shaft alignment. PSD 30 mm [1.18"].

Note: To be used in pair with S unit 12-0777. E-series measuring unit.

[E]



Measuring unit ELS40, PSD 30 mm

Part No: 12-0777

Description: Laser diode and PSD detector in one housing. Built-in wireless communication. Battery status indicator. Built-in electronic 360° inclinometer. For shaft alignment. PSD 30 mm [1.18"].

Note: To be used in pair with M unit 12-0776. E-series measuring unit.

| E |



Measuring unit ELM20, PSD 20 mm

Part No: 12-0746

Description: Laser diode and PSD detector in one housing. Built-in wireless communication. Battery status indicator. Built-in electronic 360° inclinometer. For shaft alignment. 1 axis PSD 20 mm [0.79"].

Note: To be used in pair with S unit 12-0747. E-series measuring unit.

| E |



Measuring unit ELS20, PSD 20 mm

Part No: 12-0747

Description: Laser diode and PSD detector in one housing. Built-in wireless communication. Battery status indicator. Built-in electronic 360° inclinometer. For shaft alignment. 1 axis PSD 20 mm [0.79"].

Note: To be used in pair with M unit 12-0746. E-series measuring unit.

| XT |



Measuring unit XT40-M, line laser, PSD 30 mm

Part No: 12-0943

Description: Laser diode and PSD detector in one housing. Built-in wireless communication. OLED display shows battery status and angle of the unit on shaft. Built-in electronic 360° inclinometer. For shaft alignment. 1 axis PSD 30 mm [1.18"].

Note: To be used in pair with S unit 12-0944. XT-series measuring unit.

| XT |



Measuring unit XT40-S, line laser, PSD 30 mm

Part No: 12-0944

Description: Laser diode and PSD detector in one housing. Built-in wireless communication. OLED display shows battery status and angle of the unit on shaft. Built-in electronic 360° inclinometer. For shaft alignment. 1 axis PSD 30 mm [1.18"].

Note: To be used in pair with M unit 12-0943. XT-series measuring unit.

| XT |



Measuring unit XT60-M, dot laser, PSD 20x20 mm

Part No: 12-1028

Description: Laser diode and PSD detector in one housing. Built-in wireless communication. OLED display shows battery status and angle of the unit on shaft. Built-in electronic 360° inclinometer. For shaft alignment. 1 axis PSD 20x20 mm [0.79x0.79"].

Note: To be used in pair with S unit 12-1029. XT-series measuring unit.

| XT |



Measuring unit XT60-S, dot laser, PSD 20x20 mm

Part No: 12-1029

Description: Laser diode and PSD detector in one housing. Built-in wireless communication. OLED display shows battery status and angle of the unit on shaft. Built-in electronic 360° inclinometer. For shaft alignment. 1 axis PSD 20x20 mm [0.79x0.79"].

Note: To be used in pair with M unit 12-1028. XT-series measuring unit.

| XT |



Measuring unit XT50-M, EX/ATEX, dot laser, PSD 20x20 mm

Part No: 12-1026

Description: Laser diode and PSD detector in one housing. Built-in wireless communication. OLED display shows battery status and angle of the unit on shaft. Built-in electronic 360° inclinometer. For shaft alignment. 1 axis PSD 20x20 mm [0.79x0.79"].

Note: Intrinsically safe design. To be used in pair with S unit 12-1027. XT-series measuring unit.

| XT |



Measuring unit XT50-S, Ex/ATEX, dot laser, PSD 20x20 mm

Part No: 12-1027

Description: Laser diode and PSD detector in one housing. Built-in wireless communication. OLED display shows battery status and angle of the unit on shaft. Built-in electronic 360° inclinometer. For shaft alignment. 1 axis PSD 20x20 mm [0.79x0.79"].

Note: Intrinsically safe design. To be used in pair with M unit 12-1026. XT-series measuring unit.

| XT |



Measuring unit XT70-M, dot laser, PSD 20x20 mm, 2-axis

Part No: 12-1045

Description: Laser diode and PSD detector in one housing. Built-in wireless communication. OLED display shows battery status and angle of the unit on shaft. Built-in electronic 360° inclinometer. For shaft alignment. 2 axis PSD 20x20 mm [0.79x0.79"].

Note: To be used in pair with S unit 12-1046. XT-series measuring unit.

| XT |



Measuring unit XT70-S, dot laser, PSD 20x20 mm, 2-axis

Part No: 12-1046

Description: Laser diode and PSD detector in one housing. Built-in wireless communication. OLED display shows battery status and angle of the unit on shaft. Built-in electronic 360° inclinometer. For shaft alignment. 2 axis PSD 20x20 mm [0.79x0.79"].

Note: To be used in pair with M unit 12-1045. XT-series measuring unit.

| D | E | XT* |



Magnet base

Part No: 12-0013

Description: Versatile magnet base with On/Off function and many optional rod mounting possibilities. Holding power 800N.

Note: Three sides are magnetic. *For use with XT-series offset bracket 12-1008 is also needed.

| D | E | XT* |



Magnet base with turnable head

Part No: 12-0045

Description: Versatile magnet base with On/Off function and 360° turnable head with two rod mounting possibilities.

Note: *For use with XT-series offset bracket 12-1008 is also needed.

| D | E | XT |



Magnet base with turnable head

Part No: 12-1133

Description: Versatile magnet base with On/Off function and 360° turnable head with two rod mounting possibilities, for both C-C40 mm and C-C56 mm. It has a screw and washer with which you can lock the top rotation, and therefore still use it for jobs like shaft alignment.

Note: -

| D | E |



Tilt table with magnet base

Part No: 12-0742

Description: Tilt table for use with an ES-unit as transmitter, e.g. with the Twist measurement program. This tilt table simplifies and makes the rough alignment of the laser beam quicker. Use the EM-unit as detector, mounted on a regular magnet base.

Note: Magnet base and rods included as pictured.

| D | E |




Rotating detector bracket for rods

Part No: 12-0169

Description: Allows for 360° swivel.

Note: -

| D | E |



Small magnet base with turnable head

Part No: 12-0696

Description: With On/Off function and 360° turnable head.

Note: Includes 2 rods 60 mm [2.36"].

| D | E |



Magnet base with linear digital scale

Part No: 12-0230

Description: -

Note: The length of the linear guide can be adapted. Detector not included.

| E |




Height adjustment bracket for detector

Part No: 12-0937

Description: For fine adjustment of detector on rods.

Note: -

| D | E |



Radial support for magnet base

Part No: 12-0508

Description: Can be used for supporting the magnet base in many different ways. Makes it easier to position the detector correctly. Especially useful on flywheels.

Note: -

| D550 |



Magnet base with adapter for D550

Part No: 12-0579

Description: For e.g. straightness measurement with the D550 measuring units.

Note: Magnet base, adapter, screws and two rods 140 mm included.

| D | E |



Pointing bracket on magnet base

Part No: 12-0583

Description: For wind tower flanges. Makes it possible to measure near the edge of a surface.

Note: Probe does not touch surface. Rods and detector not included.

| D | E | XT |



Magnetic bracket

Part No: 12-1011

Description: For axial mounting on flanges or shafts. With M6 screws working as radial supports, and four super magnets.

Note: -

| D | E | XT |



Magnetic brackets and rods, kit

Part No: 12-1017

Description: 2 magnetic brackets and 4pcs rods 120 mm [4.72"] in small case.

Note: -

| D | E |



V-bracket with chain

Part No: 12-0016

Description: For mounting on shaft or coupling. The V-bracket fits shafts with diameters 20–450 mm [0.8–17.7"]. The standard chain included can be used on shaft diameters up to 150 mm [6"]. Bracket width 18 mm [0.7"].

Note: Extension chains available for shafts larger than diameter 150 mm [6"]. Does not fit the XT series.

| XT |



V-bracket with chain and rods

Part No: 12-0963

Description: For mounting on shaft or coupling. The V-bracket fits shafts with diameters 20–450 mm [0.8–17.7"]. The standard chain included can be used on shaft diameters up to 150 mm [6"]. Chain is pre-mounted. Bracket width 18 mm [0.7"].

Note: Only for XT series. 2 pcs rods 120 mm [4.72"] included. Extension chains available [Part No. 12-1060] for shafts larger than diameter 150 mm [6"].

| D | E | XT |



Standard chains

Part No: 12-0625

Description: Standard chains for shaft alignment brackets.

Note: 2 pcs. Includes plastic box.

| D | E |



Extension chain, set

Part No: 12-0128

Description: For standard chains. For shaft diameters 150–450 mm [5.9–17.7"].

Note: 2 pcs. included, with plastic box. This one fits best in the system cases for E420 and D-series.

| E | XT |



Extension chain, set

Part No: 12-1060

Description: For standard chains. For shaft diameters 150–450 mm [5.9–17.7"].

Note: 2 pcs. included, with plastic box. This one fits best in XT and E system cases, except E420.

| D | E | XT |



Thin chain bracket

Part No: 12-1012

Description: For use for example when the space between coupling and machine is limited. Width: 12 mm [0.5"]. For shaft diameters 20–450 mm [0.8–17.7"].

Note: Includes thin chain and tightening tool. Photos show old threadings, but are otherwise correct.

| D550 |



Shaft bracket with chain, stainless steel

Part No: 12-0337

Description: Bracket mainly for use with the D550 system which has a rod C–C of 70 mm. Pre-mounted chain and rods. For shaft diameters 20–150 mm [0.8–5.9"].

Note: -

| D550 |



Extension chain, stainless steel

Part No: 12-0363

Description: For use together with 12-0337. For shaft diameters 150–320 mm [5.9–12.6"]. Two extension chains: –500 mm [–19.6"]

Note: 1 pc. included. Does not fit with standard chains.

| D | E |



Offset bracket

Part No: 01-1165

Description: Allows axial displacement between measuring units to be able to rotate past projecting machine parts. For both E and D series.

Note: 2 screws M6x16 also needed (Part No. 03-0045). V-bracket and rods not included.

| D | E | XT |



Offset bracket

Part No: 12-1008

Description: Allows axial displacement between measuring units to be able to rotate past projecting machine parts. Also works as a converter between rod C–C 40 mm (D and E series) and C–C 56 mm (XT series) so older brackets can be used.

Note: 2 screws M6x16 included.

| XT | E |



DM Bracket, complete set

Part No: 12-1130

Description: For measuring dynamic movements. Includes 2 pcs DM brackets, 4 pcs mounting plates, glue Locktite 4070, 4 pcs screw M6x20, hexagon wrench 5 mm. Delivered in plastic case.

Note: -

| XT | E |



DM Bracket

Part No: 12-1125

Description: For measuring dynamic movements. For complete set, please see Part No. 12-1130 instead.

Note: Measuring unit not included.

| XT | E |



DM Bracket extension

Part No: 12-1129

Description: Extension for bracket 12-1125. For complete set, please see Part No. 12-1130 instead.

Note: Parts included as pictured on leftmost picture.

| D | E | XT |



Sliding bracket

Part No: 12-1010

Description: For shaft alignment. The spherical feet can be placed in two different positions for adaption to small or large shaft diameters. Min./Max. diameters 90–600 mm [3.5–23.6"].

Used when the shafts cannot be rotated. Mounted with standard chains (not included).

Note: Photos show old threadings, but are otherwise correct.

| D | E |



Sliding bracket with magnets

Part No: 12-0303

Description: The spherical feet can be placed in two different positions for adaption to small or large shaft diameters. With attachment magnets. Can also be mounted with standard chains (not included).

Note: -

| D | E |



Sliding bracket with magnets and probe

Part No: 12-0138

Description: For plumb measurement of e.g. generator shafts. The spherical feet can be placed in two different positions for adaption to small or large shaft diameters. With attachment magnets. Can also be mounted with standard chains (not included).

Note: -

| D | E |



Sliding bracket with turnable head

Part No: 12-0137

Description: For roll parallelism measurement. The spherical feet can be placed in two different positions for adaption to small or large roll diameters. With attachment magnets. Can also be mounted with standard chains (not included).

Note: -

| D |



Cardan bracket set

Part No: 12-0125

Description: For alignment of cardan/offset mounted machines. Offset range 0–900 mm.

Note: Delivered in plastic case. For D-series.

| E |



Cardan bracket set

Part No: 12-0615

Description: For alignment of cardan/offset mounted machines. Offset range 0–900 mm.

Note: Delivered in plastic case. For E-series.

| E | XT |

**Cardan bracket set****Part No:** 12-1151**Description:** For alignment of cardan/offset mounted machines. Offset range 0–900 mm.**Note:** Delivered in plastic carrying case. For XT- and E-series. Please see rightmost picture for example of attachment for E or XT unit.

| D | E | XT |

**Rod, 30 mm [1.18"]****Part No:** 01-0938**Description:** Stainless steel. Diameter 10 mm. Extendable.**Note:** 1 pcs.

| D | E | XT |

**Rods, 60 mm [2.36"]****Part No:** 12-0059**Description:** Stainless steel. Diameter 10 mm. Extendable. Plastic holder included.**Note:** 4 pcs.

| D | E | XT |

**Rods, 75 mm [2.95"]****Part No:** 12-1161**Description:** Stainless steel. Diameter 10 mm. Extendable. Plastic holder included.**Note:** 4 pcs.

| D | E | XT |

**Rods, 120 mm [4.72"]****Part No:** 12-0987**Description:** Stainless steel. Diameter 10 mm. Extendable. Plastic holder included.**Note:** 4 pcs.

| D | E | XT |

**Rods, 120 mm [4.72"]****Part No:** 12-0324**Description:** Stainless steel. Diameter 10 mm. Extendable. Plastic holder included.**Note:** 8 pcs.

| D | E | XT |

**Rods, 240 mm [9.44"]****Part No:** 12-0060**Description:** Stainless steel. Diameter 10 mm. Extendable. Plastic holder included.**Note:** 4 pcs.

| D | E |

**Tube adapters for detector D157 and E9****Part No:** 01-0777**Description:** Adapters mainly for mounting of detector when used for extruder measurements.**Note:** Manufactured on request to your specified diameter up to 250 mm. 2 pcs included. Includes items as pictured leftmost.

| D | E |

**Tube adapters with metal points****Part No:** -**Description:** Adapters mainly for mounting of detector D157, E8 or E9 and used for extruder measurements. With metal points of your choice and adapted for your application.**Note:** Manufactured on request to your specified diameter. 2 pcs included.

[D][E]



Large extruder adapter/bracket

Part No: -

Description: Adapters mainly for mounting of detector D157/E9 and used for extruder measurements.

Note: Manufactured on request to your specified diameter, from 250 mm and upwards.

[E]



Roll bracket

Part No: 12-0849

Description: For use with detector E2 and precision level E290 when aligning rolls.

Note: -

[E]



Angle bracket

Part No: 01-1768

Description: For use with roll bracket 12-0849.

Note: -

[E]



Large roll kit

Part No: 12-0885

Description: Accessories for roll diameter 400–1300 mm [15.7–51.2"].

Note: Only legs as on picture to the left included.

[E]



Extension Kit for E290 for large diameters

Part No: 12-0901

Description: For using the E290 Precision Level on diameters 55–800+ mm [2.16–31.50+ "].

Note: Includes 2 legs, 4 magnets and mounting screws.

[E]



Slide bracket Width 25 mm [0.99"]

Part No: 12-0768

Description: Bracket for straightness measurement of bores with a width of down to 25 mm [0.99"]. For bores $\varnothing 80$ – mm [3.15"–]. Magnetic feet holds the bracket safely also upside down. With positioning guide (extended on picture to the right). Guide can be removed.

Note: Designed to fit with rod adapter 12-0767 and detectors E8/E9. If used with other detectors and adapters, it is those which determines the minimum measurable diameter.

[E]



Rod adapter with built in target

Part No: 12-0767


Description: For detector E8/E9. With slidable target. For mounting of the detector on regular rods with 40 mm centre-to-centre distance. Can be used on Slide bracket 12-0768 or any other suitable bracket.

Note: Detector not included.

| D | E |

**Slide bracket min. Ø100 mm [3.94"]****Part No:** 12-0343**Description:** For bore straightness measurement. Hard anodised surface. For bores Ø100–200 mm [3.94"–7.88"].**Note:** -


| D | E |

**Slide bracket min. Ø120 mm [4.72"]****Part No:** 12-0455**Description:** For bore straightness measurement. With magnetic feet. For bores Ø120–250 mm [4.72"–9.84"], width Min. 60 mm [2.36"].**Note:** -

| D | E |

**Slide bracket min. Ø200 [7.87"]****Part No:** 12-0543**Description:** For bore straightness measurement. With magnetic feet. For bores Ø200–350 mm [7.87"–13.78"], width Min. 80 mm [3.15"].**Note:** -

| D | E |

**Slide bracket min. Ø300 mm [11.81"]****Part No:** 12-0510**Description:** For bore straightness measurement. With magnetic feet. For bores Ø300–500 mm [11.81"–19.68"], width Min. 100 mm [3.94"].**Note:** -

| D | E |

**Bore bracket adapter plate****Part No:** 12-0553**Description:** Bracket for use with detector D5, D157 or E9.**Note:** Detector and arm set not included. Suitable Arm set is Part No. 12-0314. Detector D5 and D157 is discontinued.

| D |

**Rod adapter for D157****Part No:** 12-0320**Description:** For mounting of detector D157 on standard rods.**Note:** Includes items as pictured leftmost (adapter, hexagon wrench and screws). Magnet base, rods and detector not included.

[D | E]



Detector arms Linebore

Part No: 12-0314

Description: For bracket 12-0553. For bores $\varnothing 100$ –500 mm [3.94"–19.68"], with the possibility to use the longest three arms as extension arms.

Note: Also includes Foot set 12-0134 and 12-0143 (the rightmost picture).

[D | E]



Foot set for linebore arms

Part No: 12-0134

Description: For use with linebore detector arms. Included in 12-0314.

Note: -

[D | E]



Foot set for $\varnothing 100$ –150 mm

Part No: 12-0143

Description: For use with linebore detector 12-0032 and bracket 12-0553. Included in 12-0314.

Note: -

[D | E]



Offset hub with counterlock

Part No: 12-0661

Description: For laser transmitter 12-0075.

Note: -

[D | E]



Offset hub with counterlock and tilt function

Part No: 12-0537

Description: For laser transmitter 12-0594.

Note: -

[E]



Offset hub with counterlock and tilt function for transmitter E30

Part No: 12-0828

Description: For laser transmitter E30, Part No. 12-0823.

Note: -

[D | E]



Pin for hub

Part No: 12-1039


Description: This pin is mounted on the hubs 12-0661, 12-0537 or 12-0828. The hub can then be mounted in a machine spindle or similar. Clamping diameter 20 mm [0.79"]. The pin is hollow so laser beam can be pointed also through it.

Note: 4 screws M5x8 also included.

| D | E |

**Arm kit with magnets****Part No:** 12-0707**Description:** For offset hub 12-0661 and 12-0537. Arms for bores $\varnothing 100\text{--}500\text{ mm}$ [3.94–19.68"].**Note:** -

| D | E |

**Offset hub arms****Part No:** 12-0384**Description:** For offset hub 12-0661 and 12-0537. For bores $\varnothing 100\text{--}500\text{ mm}$ [3.94–19.68"]. Also includes centering plug.**Note:** -

| D | E |

**Extension arms Linebore****Part No:** 12-0282**Description:** For extension of the Linebore offset hub arms. For bores $\varnothing 500\text{--}1000\text{ mm}$ [19.68–39.36"]**Note:** -

| D | E |

**Magnets for offset hub arms****Part No:** 12-0154**Description:** For arms 12-0384. With plastic holder.**Note:** -

| D | E |

**Adjustable magnet for offset hub arms****Part No:** 12-0990**Description:** To use when the mounting surfaces for the hub arms aren't in same level. Adjustable 0–14mm [0–0.55"] compared to standard magnet level.**Note:** -

| D | E |

**Axial extension arms, Linebore****Part No:** 12-0580**Description:** Used for making it possible to reach the Linebore detector from the same side of the bore as the transmitter.**Note:** 3 arms with magnets etc. as pictured on the left picture.


| D | E |

**Laser transmitter bracket Turbine/Bore alignment****Part No:** 12-0385**Description:** For use with offset hub 12-0661 and laser transmitter D75. Included in system E950-B, E960-A, E960-B. 2 aluminium beams, length 1100 mm and 500 mm.**Note:** Transmitter and hub not included.

| D | E |

**Rod bracket for laser D75****Part No:** 12-0149**Description:** For mounting of laser transmitter D75 on standard rods. Laser beam can point from the bracket or through the bracket.**Note:** -

| D | E |



Bracket for laser D75

Part No: 12-0187

Description: To use on shaft ends, flywheels etc. Laser beam can point from the bracket or through the bracket.

Note: A. 3 super magnets.

| D | E |



Adapter plate for tilt table to magnet base

Part No: 12-0874

Description: For mounting D22 laser transmitter on a magnet base, or a magnet base with turnable head.

Note: 4 screws M6x16 also needed (not included).

| D | E |



Tilt table

Part No: 12-0110

Description: Tilt table mainly for transmitter D26, D22 and D23, but can also be used together with transmitter D75, for example.

Note: Tool kit also included (12-0622).

| D | E |




Tilt table, turnable

Part No: 12-0864

Description: Tilt table mainly for transmitter E30 Long Range. For fine adjustment of horizontal and vertical angle. Can be used with magnets or mounted on tripod.

Note: -

| D | E |




Tool kit for tilt table

Part No: 12-0622

Description: Safety strap (12-0915), Machine/magnet base pin (01-0139), set of Hexagon wrenches, Rod tightening tool (03-0048), Feet with flat points (3 pcs).

Note: Tool kit included in Tilt table, Part No. 12-0110.

| D | E |



Bracket for non-magnetic flanges, with handheld detector bracket

Part No: 12-0628

Description: For attachment of laser transmitter D22 or D23 outside flange, on non-magnetic flanges.

Note: A. Customer adaptable diameter (18–38 mm) on request.

| D | E |




Handheld detector bracket

Part No: 12-0603

Description: For use on non-magnetic surfaces.

Note: Use with rods (not included). Includes 2 screws M6x10 and rod tightening tool.

| E |



Bar bracket

Part No: 12-0988

Description: For alignment of e.g. bar feeders. With super magnet.

Note: Rotational centre of magnet is centre for PSD.

| E |



Spindle bracket for measuring unit

Part No: 12-0787

Description: Bracket for use with an ES-unit as laser transmitter.

Clamping pin \varnothing 20 mm [0.79"], clamping length 40 mm [1.57"].

It is also possible to turn the measuring unit to point the laser beam through the pin. This is for example useful when aligning bar feeders.

Note: Rods and measuring unit not included.

| D | E | XT |



Angular adapter for detector, 90°

Part No: 12-1018

Description: Adapter positions detector exactly 90° to other direction. Mainly used for machine tool applications.

Note: -

| D | E |



Machine/magnet base pin for D22 and D26, short

Part No: 01-0139

Description: For mounting the transmitter in a spindle or on a magnet base, for example. Clamping pin \varnothing 16 mm [0.63"], clamping length 30 mm [1.18"].

Note: This pin is included in the tilt table tool kit.

| D | E |



Machine/magnet base pin for D22 and D26, Long

Part No: 01-1333

Description: For mounting the transmitter in a spindle (or on a magnet base), for example. Clamping pin \varnothing 20 mm [0.79"], clamping length 60 mm [2.36"].

Note: -

[D | E]



Mounting pin for D146

Part No: 12-0568

Description: Accessory mounting pin for laser transmitter D146. Makes it possible to point the laser beam into e.g. the chuck. Clamping $\varnothing 20$ mm [0.79"].

Note: -

[D | E]



Self centering bracket, Linebore

Part No: 12-0341

Description: For sterntube measurement. Smallest diameter 300 mm [11.81"]. Includes extension beams and rods for diameters up to 1200 mm [47.24"].

Note: Includes items as pictured leftmost. No detector included.

[D | E]




Detector bracket "short stroke", Turbine

Part No: 12-0438

Description: With slidable beam. Makes it possible to reach several measurement positions without moving the entire bracket. One aluminium beam 1100 and one 600 mm included. For $\varnothing 150$ –1700mm [5.9"–66.9"].

Note: Detector not included.

[E]



Detector bracket "long stroke", Turbine

Part No: 12-0715

Description: Measures diameters 200–1700 mm [7.8"–67"] as standard. Stroke: 60 mm [2.36"].

Two aluminium beams 1100 mm [43.3"], one 600 mm [23.6"], rods 5x240 mm [9.44"], 4x120 mm [4.72"], 2x60 mm [2.36"], 1x30 mm [1.18"] included. For $\varnothing 200$ –1700mm [7.8"–66.9"].

Note: Detector not included.

[D | E]



Upgrade kit Long stroke

Part No: 12-0855

Description: This kit is for upgrading of the long stroke brackets used in D650 with self center bracket, D660 Turbine, E950-B and E960-B. Makes it easier to adjust for different diameters, since the probe rod no longer has to be changed, instead the two other rods are extended when necessary.

Note: Only parts pictured on the left image included.

[D | E]



Tube bracket

Part No: 12-0814

Description: Included with Part No. 12-0438 and 12-0715.

Note: -

[D | E]

**Titanium rods, set of 3****Part No:** 12-1019**Description:** Very light, titanium rods. Mainly for use with the probe in turbine applications and similar. Diameter 10 mm. Extendable.**Note:** 3 lengths included: 1000 mm [39.37"] weight 150 g [5.29 oz], 700 mm [27.56"] weight 110 g [3.88 oz], 400 mm [15.75"] weight 64 g [2.26 oz]

[D | E]

**Aluminium beam,
500 mm [19.68"]****Part No:** 03-0769**Description:** Cross section measures 44x44 mm [1.73x1.73"].**Note:** -

[D | E]

**Aluminium beam,
600 mm [23.62"]****Part No:** 03-0770**Description:** Cross section measures 44x44 mm [1.73x1.73"].**Note:** -

[D | E]

**Aluminium beam,
1100 mm [43.31"]****Part No:** 03-0771**Description:** Cross section measures 44x44 mm [1.73x1.73"].**Note:** -

[D | E]

**Ball top probe****Part No:** 12-0439**Description:** Probe for turbine measurement.**Note:** -

[D | E]

**Short ball top probe****Part No:** 12-0490**Description:** Probe for turbine measurement.**Note:** -

[D | E]

**Measuring probe Ruby
Ø5 mm****Part No:** 12-0805**Description:** Probe for turbine measurement. With ruby top.**Note:** -

[D | E]

**Measuring probe Ruby
Ø2.5 mm****Part No:** 12-0801**Description:** Probe for turbine measurement. With ruby top.**Note:** -

[D | E]

**Gauge block****Part No:** 03-1291**Description:** For use mainly in turbine applications.**Note:** -

[D | E]

**Measuring probe,
cylindrical****Part No:** 12-1047**Description:** For use in turbine applications.**Note:** -

[D | E]

**Measuring probe,
cylindrical, with magnet****Part No:** 12-1048**Description:** For use in turbine applications.**Note:** With neodym magnet in the cylinder probe.

[D | E]



Centering target, Turbine

Part No: 12-0443

Description: For rough alignment of laser beam. 1 m + 0.5 m extension.

Note: -

[D | E]



Side support for E5, E7 and other detectors

Part No: 12-0188

Description: For straightness measurement of engine bed plate. For use together with 12-0189.

Note: -

[D | E]



Side support for D75

Part No: 12-0189

Description: For straightness measurement of engine bed plate. For use together with 12-0188.

Note: -

[D | E]




Tripod

Part No: 12-0269

Description: For use with e.g. D22 and D46. Min./Max. height 500–2730 mm [19.7–107.5"]

Note: -

[E]



Parallellity kit

Part No: 12-0203

Description: For parallelism measurement of rolls. Includes Magnet base D45, Sliding bracket 12-0137, Sliding table 12-0202, 2 x Large target base line. Delivered in plastic case.

Note: Detector not included.

[D | E]



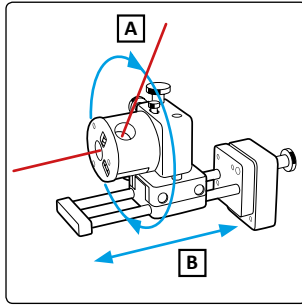
Sliding table for tripod

Part No: 12-0202

Description: Sliding table for D22 and D46 to mount on a tripod. Allows for 150 mm slide of the unit, for example to point the laser beam to a detector on a rod or flange without moving the tripod.

Note: -

| D | E |



Angular prism D46


Part No: 12-0046

Description: Angular prism with built-in penta prism which deflects the beam 90°.

Note: A. With the rotatable angular prism you can reach the detector at any height on a flange, or on a roll at any height.

B. The beam is aligned with the detector using the sled.

| D | E |



Measuring unit holder for Angular prism

Part No: 12-0709

Description: Makes it possible to mount a measuring unit in front of the angular prism D46. Used for precision aligning the prism.

Note: A. Support screws, only used with some detectors to put the PSD at the correct height/centre in front of the prism.

B. Screws for mounting on the D46.

Hexagon wrench and two rods 60 mm also included as pictured.

| E |



Sun visor E-series

Part No: 12-0587

Description: To use in very sunny conditions when light causes unstable values. Fits detector 12-0509, 12-0752, 12-0824 and measuring units 12-0433/12-0434. With magnet attachment.

Note: -

| D | E |




Target 100x100 mm

Part No: 12-0544

Description: Rough alignment target for flatness measurement. Adjustable height (to align with either D22 or D23) and magnet base.

| D550 |



Target D550 cardan

Part No: 12-0402

Description: Large target for use when aligning cardan/offset mounted machines. The target clamps onto the front of the D550 measuring units.

Note: -

| E |



Large target E-series

Part No: 12-0588

Description: The target is mounted with magnet attachment onto the front of detectors 12-0509, 12-0752 and 12-0702, as well as measuring units 12-0433 and 12-0434.

Note: -

[E]



Target E-series 20 x 20

Part No: 12-0794

Description: Rough alignment target for measuring units ES/EM, detectors E4, E5 and E7. Can be mounted to cover laser opening, functioning as dust cover and protection. With reflective centre point.

Note: Only one target included per Part No., i.e. if you order targets for a pair of measuring units, you will need two 12-0794.

[D | E]



Large target extruder

Part No: 12-0810

Description: Transparent target with adjustable magnets for mounting on tube end. Splits in two, to fit in the transportation case.

Note: -

[D]



Target cardan

Part No: 12-0139

Description: Large target for use when aligning cardan/offset mounted machines. The target clamps onto the front of the D-series measuring units.

Note: -

[E]



Wireless unit

Part No: 12-0436

Description: The unit for wireless communication is inserted into the connector on the detector or measuring unit. No internal battery.

Note: Fits both E-series detector and measuring units which have an internal battery; 12-0509, 12-0702, 12-0752, 12-0434 and 12-0433.

[E]



Battery pack with built-in wireless unit

Part No: 12-0618

Description: Chargeable battery pack which gives extra operating time. With battery status indicator and On/Off button. Built-in unit for wireless measurement data transfer to the display unit.

Note: Only for the E-series. Includes "red cable" 0.16 m [6.3"].

[E]



Battery pack

Part No: 12-0617

Description: Chargeable battery pack which gives extra operating time. With battery status indicator and On/Off button.

Note: Only for the E-series. Includes "red cable" 0.16 m [6.3"].

| E |



Batterypack with wireless technology, Kit

Part No: 12-0740

Description: Kit including two Batterypack units with wireless technology (12-0618) and one splitter cable B (12-0725).

Note: The cable cannot be used for data transfer, only for charging.

| E |



Splitter cable B, for charging

Part No: 12-0725

Description: To connect two Easy-Laser® units when charging.

Note: Only for charging, the cable cannot be used to transfer any measurement data. Not for use with 12-0738.

| E |



Splitter cable A, for charging two 12-0738

Part No: 12-0728

Description: For charging two wireless units with battery, Part No. 12-0738.

Note: Only for charging 12-0738, the cable cannot be used to transfer any measurement data.

| E | XT |



DC cable extension 1.5 m [59"]

Part No: 03-1203

Description: For extension of the DC split cables Part No. 12-0989 and 12-0750.

Note: -

| E | XT |



DC to USB adapter

Part No: 12-0751

Description: Adaptor to be used with cable 12-0989 and 12-0750.

Note: Cannot transfer any measurement data.

| E |



Splitter box

Part No: 12-0597

Description: Used for connection of up to four Easy-Laser® units when charging them.

Note: Standard "red" cables also needed.

| E | XT |



DC split cable for charging

Part No: 12-0989

Description: Cable for charging the units of system E420, E540 and XT440, XT550, XT660.

Note: This cable cannot transfer any measurement data.

[D | E]

**“Red cable”, 2.0 m [78.7"]****Part No:** 12-0074**Description:** For connecting Easy-Laser® measurement equipment. With Push-Pull connectors.**Note:** -

[D | E]

**“Red cable”, 0.16 m [6.3"]****Part No:** 12-0494**Description:** For connecting Easy-Laser® measurement equipment. With Push-Pull connectors.**Note:** -

[D | E]

**“Red cable”, 0.4 m [15.7"]****Part No:** 12-0289**Description:** For connecting Easy-Laser® measurement equipment. With Push-Pull connectors.**Note:** -

[D | E]

**“Red cable”, 1.0 m [39.3"]****Part No:** 12-0179**Description:** For connecting Easy-Laser® measurement equipment. With Push-Pull connectors.**Note:** -

[D | E]

**“Red cable”, extension, 0.5 m [1.6"]****Part No:** 12-0762**Description:** For connecting Easy-Laser® measurement equipment. With Push-Pull connectors.**Note:** Extension cable.

[D | E]

**“Red cable”, extension, 5.0 m [16.4']****Part No:** 12-0108**Description:** For connecting Easy-Laser® measurement equipment. With Push-Pull connectors.**Note:** Extension cable.

[D | E]

**“Red cable”, extension, 10.0 m [32.8']****Part No:** 12-0180**Description:** For connecting Easy-Laser® measurement equipment. With Push-Pull connectors.**Note:** Extension cable.

[D | E]

**“Red cable”, 2.0 m [78.7"] with angled connector****Part No:** 12-0735**Description:** For connecting Easy-Laser® measurement equipment. With Push-Pull connector on one end, and angled connector on the other. For use when there is limited space for the cable, e.g. small bore diameters.**Note:** -

[D | E]

**Cable support****Part No:** 12-0321**Description:** If the cable is accidentally pulled with great force, this support will prevent the connector from damage. It will also minimise the risk of moving the detector out of position.**Note:** -

| D | E |

**Cable tester****Part No:** 12-0362**Description:** Easily check the cables for connection problems. The diodes indicates broken threads.**Note:** -

| D |

**Printer cable****Part No:** 03-0241**Description:** For connection of the thermal printers 03-0341 and 03-0032 to display unit D279.**Note:** -

| D |

**PC cable ("null modem")****Part No:** 03-0333**Description:** Length 1.8 m [71"]**Note:** -

| D |

**USB/RS232 adaptor****Part No:** 03-0722**Description:** Adaptor and cable extension.**Note:** Requires internet connection and Windows update.

| E | XT |

**USB A - USB B cable****Part No:** 03-0822**Description:** Cable with USB A to USB B connectors.**Note:** -

| E | XT |

**USB cable for Streaming values****Part No:** 03-1043**Description:** Null modem cable for use with E-series display units to stream values directly to a PC.**Note:** -

| E |

**Charger for E-series display unit****Part No:** 03-1243**Description:** -**Note:** Wall socket connection cable also needed, choose part depending on country of use.

| XT |

**Charger for XT-series****Part No:** 03-1256**Description:** -**Note:** Wall socket connection cable also needed, choose part depending on country of use.

| E | XT |

**Charger cable, EUR****Part No:** 03-0892**Description:** -**Note:** Charger unit also needed.

| E | XT |

**Charger cable, USA****Part No:** 03-0893**Description:** -**Note:** Charger unit also needed.

| E | XT |

**Charger cable, UK****Part No:** 03-0894**Description:** -**Note:** Charger unit also needed.

| E | XT |

**Charger cable, AUS****Part No:** 03-0895**Description:** -**Note:** Charger unit also needed.

| E |

**Charger 12–36V for car****Part No:** 12-0585

Description: For charging the display unit via a 12–36V outlet, in for example a car. The red adapter can be detached for use with newer (smaller) types of connectors.

Note: -

| E | XT |

**HDMI to HDMI cable****Part No:** 03-0901**Description:** Length 3 m.**Note:** -

| E |

**VGA to VGA cable****Part No:** 03-0902**Description:** Length 3 m.**Note:** -

| E |

**Barcode reader****Part No:** 12-0619

Description: For registration of machine data. Connected to the USB port.

Note: Includes 25 pcs bar code stickers.

| E |

**VGA/HDMI kit****Part No:** 12-0573

Description: Makes it possible to show the display unit screen on a TV or projector. Includes cable 03-0901 (HDMI), cable 03-0902 (VGA), converter and VGA circuit board.

Note: Only for Display unit 12-0418 (E51) with serial number 94176 and lower. The VGA kit (the circuit board) must be ordered at system purchase for factory installation, it cannot be mounted afterwards.

| E |

**VGA/HDMI kit, for serial number 94177 and newer****Part No:** 12-0840

Description: Makes it possible to show the display unit screen on a TV or projector. Includes cable 03-0901 (HDMI), cable 03-0902 (VGA), converter and VGA circuit board.

Note: Only for Display unit 12-0418 (E51) with serial number 94177 and higher. The VGA kit (the circuit board) must be ordered at system purchase for factory installation, it cannot be mounted afterwards.

| E |

**Printer for E-series****Part No:** 03-1004

Description: Battery operated thermal printer. With USB cable and 110–220V charger. For connection to all systems with E-series display units.

Note: 1 paper roll included. Spare rolls, Part No. 03-0041.


| D |

**Printer for D-series****Part No:** 03-1323

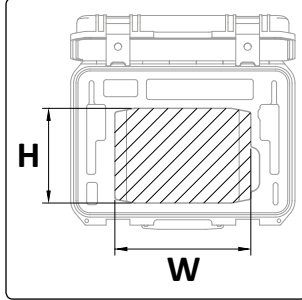
Description: Battery operated thermal printer. With cable and 110–220V charger. For connection to all systems with display unit D279.

Note: Cable D-Sub 9-pole included. 1 paper roll included. Spare rolls, Part No. 03-0041.

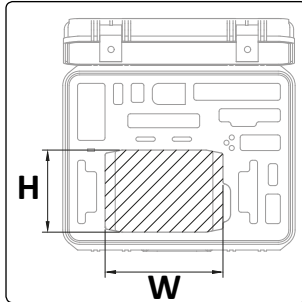
| XT |

**Carrying case Small for system XT440****Part No:** 12-0972**Description:** Carrying case with pre-shaped interior for system XT440.**Note:** No place for display unit.**Note 2:** No system name sticker is included if not asked for.


| XT |

**Carrying case Medium for system XT440/XT660****Part No:** 12-0973**Description:** Carrying case with pre-shaped interior for system XT440 and XT660.**Note:** The interior has space for display unit XT11. If other display unit is to be placed in the case, please note the shape and dimension of the cutout (picture to the left). W=280 mm [11"], H= 195 mm [7.6"].**Note 2:** No system name sticker is included if not asked for.

| XT |

**Carrying case Large for XT440/XT660/XT770****Part No:** 12-1049**Description:** Carrying case with pre-shaped interior for system XT440, XT660 and XT770. This case also carries some accessories, please see system XT660 and XT770 brochures for more information.**Note:** The interior has space for display unit XT11. If other display unit is to be placed in the case, please note the shape and dimension of the cutout (picture to the left). W=280 mm [11"], H= 195 mm [7.6"].**Note 2:** No system name sticker is included if not asked for.

| E |

**Carrying case for system E710****Part No:** 12-0442**Description:** Carrying case with pre-shaped interior for system E710.**Note:** -

| E |

**Carrying case Large for system E540****Part No:** 12-1020**Description:** Carrying case with interior for system E540.**Note:** Pre-cut also for accessories, just remove foam blocks (blocks removed on picture).

| E |

**Carrying case Small for system E540****Part No:** 12-1025**Description:** Carrying case with interior for system E540.**Note:** -

| E |




Carrying case for system E420

Part No: 03-1059

Description: Carrying case with interior for system E420. Only lower compartment as pictured.

Note: -

| D | E |



Transportation case, Cardan

Part No: 12-0237

Description: Rigid case for Cardan bracket set, or other accessories. To use e.g. when there isn't place in the system case.

Note: The foam is cut for Cardan brackets.

| E | XT |



Transportation case for system E180 and XT190

Part No: 12-0804

Description: Carrying case with interior for belt alignment units.

Note: No system name sticker is included if not asked for.

| E | XT |




Plastic case for small items

Part No: 03-0792

Description: Transportation case with foam interior.

Note: This is the standard case included with Easy-Laser systems.



Transportation case

Part No: 03-0909

Description: Rigid case for D22 or D23, or other accessories. To use e.g. when there isn't place in the system case.

Note: The foam is cut to order. Specify what the case will be used for. Otherwise it will be delivered with foam uncut.



Luggage trolley

Part No: 03-1046

Description: Luggage trolley for easier transportation of system cases.

Note: Max. load 75 kg [165 lbs]. Dimensions WxHxD: 500x1070x455 mm [19.7x42.1x17.9"]. Dimensions folded WxHxD: 485x790x70 [19.1x31.1x2.8]. Weight 4.4 kg [9.7 lbs].


| E |

**Protective case for display unit E51, E52 and E53****Part No:** 01-1379**Description:** With strap.**Note:** -

| E |

**Shoulder strap for display unit E-series****Part No:** 12-0495**Description:** -**Note:** -

| D | E |

**Safety strap****Part No:** 12-0915**Description:** For use with laser transmitter D22, D23 and Digital Level E290.**Note:** -

| E | XT |

**Measuring tape,
3 m [9.8']****Part No:** 03-0824**Description:** Fits the cases for the E- and XT-systems.**Note:** -

| E |

**Measuring tape,
5 m [16.4']****Part No:** 03-0842**Description:** Fits the cases for the E-series systems.**Note:** -

| D | E | XT |

**Demo unit Shaft****Part No:** 12-0416**Description:** For shaft alignment training. Can simulate both coupled and uncoupled shafts. With two shims 1.00 mm included. Dimensions: appr. 400x200x200 mm [15.7x7,8x7.8"].**Note:** To simulate an actual alignment, shims (Type A) of different thicknesses can be used. Measuring units and brackets not included.

| D | E | XT |

**Demo unit Shaft, steel****Part No:** 03-1332**Description:** For shaft alignment training. Can simulate both coupled and uncoupled shafts. Two units or more can be connected in series to simulate machine train. With two shims 1.00 mm included. Dimensions: appr. 400x200x200 mm [15.7x7,8x7.8"].**Note:** To simulate an actual alignment, shims (Type A) of different thicknesses can be used. Measuring units and brackets not included.

**Demo unit Sheave****Part No:** 12-0236**Description:** Can be placed standing or lying down.
WxHxD: 660x200x100 mm. Weight: 8 kg.**Note:** BTA and targets not included.**Hexagon wrench set****Part No:** 03-0967**Description:** Hexagon wrench set with dimensions 1.27, 1.5, 2, 2.5, 3, 4, 5 and 6 mm. Ball end.**Note:** -

| XT |

**Stinger for XT280****Part No:** 03-1326**Description:** Accessory probe for the XT280 Vibrometer.**Note:** Length 100 mm.

| XT |

**Accelerometer magnet for XT280****Part No:** 03-1327**Description:** Accessory probe for the XT280 Vibrometer.**Note:** -



Battery lid for display unit D279

Part No: 12-0354

Description: -

Note: -



Battery lid for display unit D336

Part No: 12-0546

Description: -

Note: -



Side part for display unit D279

Part No: 01-0752

Description: -

Note: -



Top for D23

Part No: 01-0618 + 03-0505

Description: For protection of the rotating head.

Note: Top and screw are separate articles.

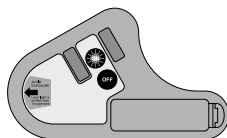


Target for BTA, 18 mm

Part No: 12-0394

Description: Suitable for laser transmitter 12-0309 and 12-0390.

Note: 1 pc.

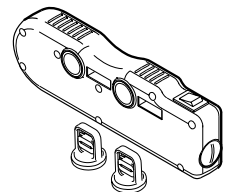


Target for BTA, 15 mm

Part No: 12-0213

Description: Suitable for Easy-Laser® D80.

Note: 1 pc.



Barrel nut

Part No: 01-0045

Description: For the standard chain.

Note: -



Nut

Part No: 01-0042

Description: For the standard chain.

Note: -



Standard chain

Part No: 12-0033

Description: -

Note: -



Chain, stainless steel

Part No: 12-0386

Description: For use with 12-0337.

Note: Does not fit with standard chains.



V-bracket

Part No: 12-0130

Description: For mounting on shaft or coupling.

Note: Just bracket, no chain.


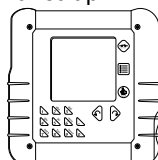
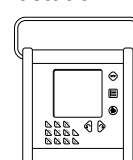



Screw M6x14


Part No: 03-0061

Description: -

Note: -

**Rod tightening tool,****4 mm****Part No:** 01-0048**Description:** -**Note:** -**Locking screw****Part No:** 01-0039**Description:** Fits measuring units; 12-0001, 12-0002, 12-0119, 12-0120, 12-0114, 12-0116, 12-0776, 12-0777, 12-0698, 12-0697, 12-0746, 12-0747. Detectors; 12-0005, 12-0201, 12-0255.**Note:** -**Locking screw****Part No:** 01-1953**Description:** Fits measuring units; 12-0434, 12-0433. Detectors; 12-0702, 12-0509, 12-0752.**Note:** -**Locking screw****Part No:** 01-1866**Description:** Fits measuring units; 12-0943, 12-0944, 12-1028, 12-1029, 12-1026, 12-1027.**Note:** -**Spare locks for carrying cases****Part No:** -**Description:** Spare locks for different models of Easy-Laser® carrying cases.**Note:** Ask us for more details on pricing and availability. *Always measure width before ordering!***Padded case for BTA****Part No:** 03-0591**Description:** Padded case with belt strap.**Note:** -**Case for BTA Ex****Part No:** 03-0736**Description:** Case for Ex environments. Made of antistatic material. With belt strap.**Note:** -**Protective case for older display units****Part No:** 03-0042**Description:** With strap.**Note:** -**Protective case for display unit D279****Part No:** 03-0592**Description:** With strap.**Note:** -**Protective case for display unit D336****Part No:** 03-0799**Description:** Made of antistatic materials. With strap.**Note:** -**Cleaning cloth****Part No:** 03-0878**Description:** For cleaning of optical surfaces such as laser aperture and PSD window.**Note:** -**LCD display protection film for E51/E52/E53****Part No:** 03-0972**Description:** Thin film for scratch protection of the LCD display.**Note:** -

| XT |



LCD display protection film for XT11

Part No: 01-1945

Description: Thin film for scratch protection of the LCD display.

Note: -




Thermo paper roll

Part No: 03-0041

Description: Paper roll for printer 03-0032 and 03-0341.

Note: -



Batteries

Description:

A. 3.6 V, Lithium (for BTA Ex), Part Nr 03-0730

B. 1.5 V, LR6 Alkaline, Part Nr 03-0247

C. 1.5 V, LR14 Alkaline, Part Nr 03-0242

D. 9V, 6LR61 Alkaline, Part Nr 03-0642



White Vaseline

Part No: 03-1193

Description: Protects metals against rust and corrosion.

Note: Weight 40 g.



Vapor capsule Zerust VC2-2

Part No: 03-1184

Description: Protects metals against rust and corrosion. Estimated life span 2 years.

Note: For use in system cases. With adhesive backing.



Sticker "This machine is aligned with"

Part No: 04-0053

Description: To stick on aligned machines. With writable surface for date and operator signature.

Note: 25 stickers.

| E |



Barcode sticker

Part No: 04-0147

Description: To stick on aligned machines. With barcode.

Note: 25 stickers.

| D550 |

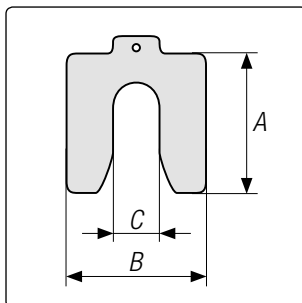


Tool kit for system D550, complete

Part No: 12-0360

Description: With 4 rods 120 mm, 4 extension chains, rod tightening tool and hexagon tool.

Note: Antistatic fabric.



Shims case 1, 180 shims

Part No: 12-0258

Description: 180 shims, 10 pcs of each shim included. Weight 3.9 kg.

Shims type 1, thickness 0.05, 0.10, 0.20, 0.50, 0.70, 1.00 mm.

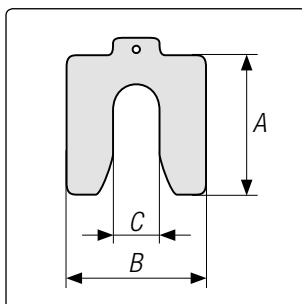
Shims type 2, thickness 0.05, 0.10, 0.20, 0.50, 0.70, 1.00 mm.

Shims type 3, thickness 0.05, 0.10, 0.20, 0.50, 0.70, 1.00 mm.

Note: Shims type 1, A: 55 mm, B: 50 mm, C: 15 mm

Shims type 2, A: 75 mm, B: 70 mm, C: 23 mm

Shims type 3, A: 90 mm, B: 80 mm, C: 32 mm



Shims case 2, 360 shims

Part No: 12-0259

Description: 360 shims, 20 pcs of each shim included. Weight 6.1 kg.

Shims type 1, thickness 0.05, 0.10, 0.20, 0.50, 0.70, 1.00 mm.

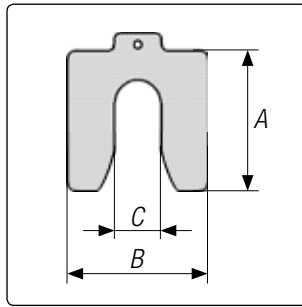
Shims type 2, thickness 0.05, 0.10, 0.20, 0.50, 0.70, 1.00 mm.

Shims type 3, thickness 0.05, 0.10, 0.20, 0.50, 0.70, 1.00 mm.

Note: Shims type 1, A: 55 mm, B: 50 mm, C: 15 mm

Shims type 2, A: 75 mm, B: 70 mm, C: 23 mm

Shims type 3, A: 90 mm, B: 80 mm, C: 32 mm



Shims case 3, shims of your choice

Part No: 12-0743

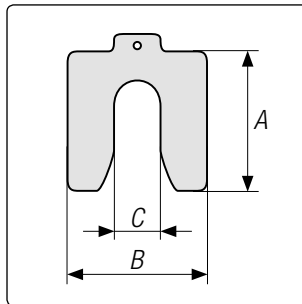
Description: For this case you choose number of shims yourself, from type 1, 2, 3, 4. We recommend minimum 10pcs/model. Please see price list for dimensions. Weight, case without shims 3.2 kg.

Note: Shims type 1, A: 55 mm, B: 50 mm, C: 15 mm

Shims type 2, A: 75 mm, B: 70 mm, C: 23 mm

Shims type 3, A: 90 mm, B: 80 mm, C: 32 mm

Shims type 4, A: 125 mm, B: 105 mm, C: 44 mm



Shims case 4, shims of your choice

Part No: 12-0755

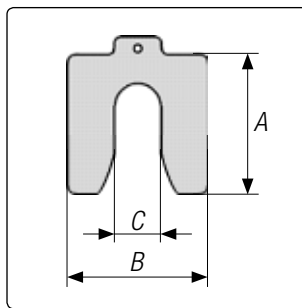
Description: For this case you choose number of shims yourself, from type 2, 3, 4, 5. We recommend minimum 10pcs/model. Please see price list for dimensions. Weight, case without shims 3.2 kg.

Note: Shims type 2, A: 75 mm, B: 70 mm, C: 23 mm

Shims type 3, A: 90 mm, B: 80 mm, C: 32 mm

Shims type 4, A: 125 mm, B: 105 mm, C: 44 mm

Shims type 5, A: 200 mm, B: 200 mm, C: 85 mm



Shims

Part No: See price list.

Description: Blister packs of 10 pcs/size.

Type 1, thickness [mm] 0.05, 0.10, 0.20, 0.40, 0.50, 0.70, 1.00, 2.00, 3.00.

Type 2, thickness [mm] 0.05, 0.10, 0.20, 0.40, 0.50, 0.70, 1.00, 2.00, 3.00.

Type 3, thickness [mm] 0.05, 0.10, 0.20, 0.40, 0.50, 0.70, 1.00, 2.00, 3.00.

Type 4, thickness [mm] 0.05, 0.10, 0.20, 0.40, 0.50, 0.70, 1.00, 2.00, 3.00.

Type 5, thickness [mm] 0.05, 0.10, 0.20, 0.40, 0.50, 0.70, 0.80, 1.00, 2.00, 3.00.

Dimensions [mm]: Type 1, A: 55, B: 50, C: 15. Type 2, A: 75, B: 70, C: 23. Shims type 3, A: 90, B: 80, C: 32. Type 4, A: 125, B: 105, C: 44. Type 5, A: 200, B: 200, C: 85.



Cap

Part No: 13-0004

Description: Cap made of 100% cotton. Easy-Laser® embroidery on front. With strap for size adjustment.

Note: Not always in stock. Price upon request.



USB memory

Part No: 03-0914

Description: 4 GB memory stick USB. Easy-Laser® logo engraved on one side as on picture.

Note: Price upon request.



Pen

Part No: 13-0006

Description: With blue ink. Easy-Laser® logo as pictured. Good quality pen.

Note: Not always in stock. Price upon request.



Key holder

Part No: 01-1095

Description: With snap-hook and string for mobile phone.

Note: Not always in stock. Price upon request.

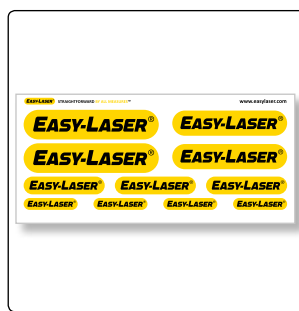


Logo sticker

Part No: 04-0125 (small), 04-0124 (large)

Description: Durable sticker with strong adhesive. Same sticker as on the system cases. Available in two sizes: 200x44 mm [7.87x1.73"] and 305x67 mm [12.01x2.64"].

Note: Price upon request.



Easy-Laser® logo stickers

Part No: 04-0252

Description: Sheet with laminated logo stickers with the following lengths: 100 mm (2 pcs), 85 mm (2 pcs), 60 mm (3 pcs) and 40 mm (4 pcs) / [3.94" (2 pcs), 3.35" (2 pcs), 2.36" (3 pcs), 1.57" (4 pcs)]

Note: -



Keychain with spirit level

Part No: 13-0013

Description: Keychain with spirit level (plastic block 40x15x15 mm). Easy-Laser® logo as pictured. For give-away purpose/not calibrated.

Note: Not always in stock. Price upon request.



A5 Notes

Part No: 13-0012

Description: 25 note papers, glued with cardboard back.

Note: -



Playing cards

Part No: 13-0007

Description: Deck of cards. International symbols. Easy-Laser® logo and web address "www.easylaser.com" printed as on picture.

Note: Not always in stock. Price upon request.





Notebook for the technician

Part No: 05-0792

Description: Notebook measuring 90x140 mm that fits easily into a pocket in your work clothes, with an insert comprising 38 pages of graph paper and conversion tables on the inside of the cover. Laser facts on back cover.

Note: Not always in stock. Price upon request.

**Laser transmitter D246****(Discontinued)****Part No:** 12-0246**Description:** -**Note:** This product is discontinued and replaced by 12-0706.**Offset hub for D75****(Discontinued)****Part No:** 12-0132**Description:** -**Note:** This product is discontinued and replaced by 12-0661.**Detector Extruder, diameter 20 mm [0.79"]****(Discontinued)****Part No:** 12-0538**Offset hub with arms****(Discontinued)****Part No:** 12-0364**Description:** -**Note:** Replaced by 12-0707 + 12-0661.**Detector Linebore****(Discontinued)****Part No:** 12-0032**Detector D6****(Discontinued)****Part No:** 12-0201**Detector bracket "long stroke", Turbine****(Discontinued)****Part No:** 12-0248**Note:** Replaced by 12-0715.**Magnet base bracket for Linebore detector****(Discontinued)****Part No:** 12-0329**System D670 Parallelism****(Discontinued)****Part No:** 12-0224**Note:** Please see system E970 instead.**System D800 Machine Spin (Discontinued)****Part No:** 12-0220**Note:** Please see system E915 instead.**System D660 Turbine****(Discontinued)****Part No:** 12-0185**Note:** Please see system E960 instead.**System D662 Turbine****(Discontinued)****Part No:** 12-0662**Note:** Please see system E960 instead.



System D663 Turbine (Discontinued)

Part No: 12-0663

Note: Please see system E960 instead.



System D664 Turbine (Discontinued)

Part No: 12-0664

Note: Please see system E960 instead.



System D630 Extruder (Discontinued)

Part No: 12-0193

Note: Please see system E930 instead.



System D640 Machine tool (Discontinued)

Part No: 12-0552

Note: Please see system E940 instead.



System D652 Linebore (Discontinued)

Part No: 12-0652

Note: Please see system E950 instead.



System D650 Linebore (Discontinued)

Part No: 12-0034

Note: Please see system E950 instead.



System D600 Machine (Discontinued)

Part No: 12-0133

Note: Please see system E920 instead.



System D525 Shaft (Discontinued)

Part No: 12-0231

Note: Please see system E710 instead.



System D525 B Shaft (Discontinued)

Part No: 12-0235

Note: Please see system E710 instead.



System D505 Shaft (Discontinued)

Part No: 12-0207

Note: Please see system E540 or E710 instead.



System D480 Shaft (Discontinued)

Part No: 12-0422

Note: Please see system E540 or E710 instead.



System D450 Shaft (Discontinued)

Part No: 12-0300

Note: Please see system E420 instead.

| E |

**System E530 Shaft****(Discontinued)****Part No:** 12-0695**Note:** Please see system E710 or E540 instead.

| Ex |

**Easy-Laser® D550 Ex-treme™ Ex/ATEX/IECEx****(Discontinued)****Part No:** 12-0340

| D |

**Easy-Laser® D130 BTA Ex****(Discontinued)****Part No:** 12-0400

| D |

**System D150 BTA digital****(Discontinued)****Part No:** 12-0310**Note:** Please see system XT190 instead.

| D |

**System D160 BTA****(Discontinued)****Part No:** 12-0411**Note:** Please see system XT190 instead.

| E |

**System E170 BTA****(Discontinued)****Part No:** 12-0659**Note:** Please see system XT190 instead.

| E |

**System E180 BTA****(Discontinued)****Part No:** 12-0796 + (12-0850: system without laser transmitter)**Note:** Please see system XT190 instead.

| D |

**Laser transmitter Ex for sheave/pulley alignment****(Discontinued)****Part No:** 12-0390

| D |

**Detector for sheave/pulley alignment****(Discontinued)****Part No:** 12-0308**Note:** Please see system XT190 instead.

| D |

**D-series Detector for belt alignment****(Discontinued)****Part No:** 12-0403**Note:** Please see system XT190 instead.

| E |

**E-series Detector for belt alignment****(Discontinued)****Part No:** 12-0657**Note:** Please see system XT190 instead.

| E |

**E-series wireless Detector for belt alignment****(Discontinued)****Part No:** 12-0791**Note:** Please see system XT190 instead.



Measuring unit M, PSD 10x10 mm
(Discontinued)
 Part No: 12-0001



Measuring unit M, PSD 10x10 mm
(Discontinued)
 Part No: 12-0002



Measuring unit M, PSD 18x18 mm, inclinometer
(Discontinued)
 Part No: 12-0119



Measuring unit S, PSD 18x18 mm, inclinometer
(Discontinued)
 Part No: 12-0120



Measuring unit M, PSD 10x10 mm, inclinometer
(Discontinued)
 Part No: 12-0423



Measuring unit M, PSD 10x10 mm, inclinometer
(Discontinued)
 Part No: 12-0424



Measuring unit S, PSD 30x30 mm, inclinometer
(Discontinued)
 Part No: 12-0260



Measuring unit M, PSD 30x30 mm, inclinometer
(Discontinued)
 Part No: 12-0256



Measuring unit M, 2 axis, PSD 18x18 mm, inclinometer
(Discontinued)
 Part No: 12-0116



Detector 30 mm, D-series **(Discontinued)**
 Part No: 12-0255



Detector D5
(Discontinued)
 Part No: 12-0005



Detector E4
(Discontinued)
 Part No: 12-0702
Note: Please see Detector E5 or E7 instead.

| E |



**Measuring unit ELS30,
PSD 30 mm
(Discontinued)**
Part No: 12-0697

| E |



**Measuring unit ELS30,
PSD 30 mm
(Discontinued)**
Part No: 12-0698

| D |



**Detector D157
(Discontinued)**
Part No: 12-0157

| E |



**Detector E8, 1-axis PSD
(Discontinued)**
Part No: 12-0758
Note: Please see Detector E9 instead.

| D |



**Measuring unit M, Ex-
treme™ (Discontinued)**
Part No: 12-0334

| D |



**Measuring unit M, Ex-
treme™ (Discontinued)**
Part No: 12-0335

| D |



**Display unit Extreme™
EX: D336 (Discontinued)**
Part No: 12-0336

| D |



**Display unit D-series:
D279 (Discontinued)**
Part No: 12-0279

| D |



**AC adaptor for Display
unit D279 (Discontinued)**
Part No: 12-0590

| D |



**Display unit for sheave/
pulley alignment
(Discontinued)**
Part No: 12-0404

| D |



**Offset bracket
(Discontinued)**
Part No: 01-0076
Note: Please see 01-1165 instead.

| D | E |



**Magnetic bracket
(Discontinued)**
Part No: 12-0413
Note: Replaced by 12-1011.

| D |



AC adaptor for D22 and D75 (Discontinued)

Part No: 12-0205

| D |



AC adaptor for D23 (Discontinued)

Part No: 12-0294

| D | E | XT |



Extension chain (Discontinued)

Part No: 12-0319

Note: Please see 12-0128 instead.



Height adjustment bracket for D6 (Discontinued)

Part No: 12-0417

| D |



Sun visor for D6 (Discontinued)

Part No: 01-1352



Large target extruder (Discontinued)

Part No: 12-0199

Note: Please see 12-0810 instead.

| D |



Measuring tape, 2 m [6.5'] (Discontinued)

Part No: 12-0012

| E |



Carrying case for system E540 and E530 (Discontinued)

Part No: 03-1007

Note: Replaced by cases 12-1020 and 12-1025.



CD (Discontinued)

Part No: 06-0001

| Ex |



Transportation case Ex Large (Discontinued)

Part No: 12-0456

| D |



Printer 220 V (Discontinued)

Part No: 03-0032

Note: Replaced by 03-1323.

| D |



Printer 110 V (Discontinued)

Part No: 03-0341

Note: Replaced by 03-1323.

| D | E |

**Sliding bracket****(Discontinued)**

Part No: 12-0039

Note: Please see 12-1010 instead.

| D | E |

**Back Pack System Large****(Discontinued)**

Part No: 03-1044

Note: -

| D | E |

**Back Pack System Large****(Discontinued)**

Part No: 03-1045

Note: -

| E |

**E-series Vibrometer probe E285****(Discontinued)**

Part No: 12-0656

Note: -

| D |

**D-series Vibrometer probe D283****(Discontinued)**

Part No: 12-0283

Note: -

| E |

**Wireless units kit for E530****(Discontinued)**

Part No: 12-0739

Note: -

| E |

**Wireless unit for E530****(Discontinued)**

Part No: 12-0738

Note: -

| D | E |

**Adapter bracket for 40 mm rod distance****(Discontinued)**

Part No: 12-0815

Note: -

| D |

**Magnet base with turnable head, for D157****(Discontinued)**

Part No: 12-0608

Note: -

| D |

**Cam shaft bracket****(Discontinued)**

Part No: 12-0476

Note: -

| D550 |

**Sun visor D550****(Discontinued)**

Part No: 12-0592

Note: -



TECHNICAL SPECIFICATIONS

READ THIS INFORMATION CAREFULLY

- On the following pages technical specifications for the most common units can be found. We will not list all products here.
- You should always also read the complete product description to find out about compatibility with other Easy-Laser® products.
- Please note that the measurement range for laser transmitters is the maximum range, and in reality depends on the detector used and the application.
- Operating times also depends on the actual application, therefore it is not specified for all products. See system specifications in each brochure for more detailed information.
- The drawings show the most important measures. Because of limited space we cannot always place the projections according to European drawing projection, but that is otherwise the method used.
- Specifications are quoted to 95% confidence level (coverage factor $k=2$).



COMPATIBILITY BETWEEN D, E AND XT

- The D-series, E-series and XT-series detectors and display units can only be used within its own product series.
Note! One exception is the sheave alignment detector 12-1054, which can be connected to XT11, E51 and E52.
- Brackets for D- and E-series has a rod C–C of 40 mm, XT-series rod C–C is 56 mm. The new XT offset bracket (12-1008) function as an adaptor for these two measures, but doesn't fit all older brackets. We will of course continue the development and adaptation of brackets.
Note! The discontinued system D550 has a rod C–C of 70 mm.

Software communication



Brackets



SPECIFICATIONS FOR BUILT-IN RECHARGEABLE BATTERIES:

Easy-Laser Part No.	Type	Voltage	Output	Capacity	Included in Part No.
03-0757	Li-Ion	3.65 V	41.61 Wh	10400 mAh	12-0418, 12-0700, 12-0748
03-0765	Li-Ion	3.7 V	2.5 Wh	660 mAh	12-0433, 12-0434, 12-0509, 12-0688, 12-0702, 12-0738, 12-0752, 12-0759, 12-0758, 12-0799, 12-0846
03-0971	Li-Ion	3.6 V	9.36 Wh	2600 mAh	12-0617, 12-0618, 12-0823, 12-0845
03-1052	Li-Ion	3.7 V	1.22 Wh	330 mAh	12-0746, 12-0747, 12-0776, 12-0777, 12-0791, 12-1054
12-0953	Li-Ion	3.7 V	7.4 Wh	2000 mAh	12-0944, 12-0943, 12-1028, 12-1029
12-0952	Li-Ion	7.3 V	41.61 Wh	5700 mAh	12-0961 (2 pcs)
12-0983	Li-Ion	3.7 V	7.4 Wh	2000 mAh	12-1026, 12-1027
N/A	Li-Ion	3.8 V	16.91 Wh	4450 mAh	12-1086



Miscellaneous



Wireless unit, Part No. 12-0436

Communication	BT wireless technology
Temperature range	-10–50 °C
Environmental protection	IP class 66 and 67
Housing material	ABS
Dimensions	WxHxD: 53x32x24 mm [2.1"x1.2"x0.9"]
Weight	25 g [0.9 oz]



Battery pack with built-in wireless unit, Part No. 12-0618

Communication	BT wireless technology
Internal battery	Li Ion
Temperature range	-10–50 °C
Connection cable	0.16 m [6.3"], included
Housing material	Anodized aluminium + POM
Dimensions	WxHxD: 60x85x43 mm [2.36"x3.35"x1.69"]
Weight	180 g [6.3 oz]



Vibrometer probe XT280, Part No. 12-1090 (system)

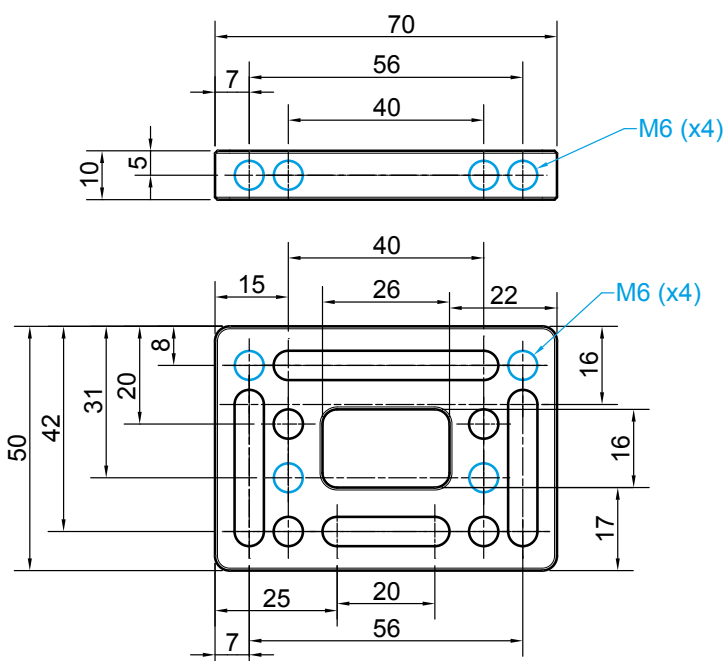
Frequency range	2 Hz to 1 kHz (ISO) 1 kHz to 10 kHz (BDU)
Max frequency resolution	1.25 Hz @ 800 lines FFT setting
Displayed amplitude units	Acceleration in g
	Velocity in mm/s (or inch/s)
	Bearing noise in BDU (bearing damage units)
Displayed Frequency Units	Hertz (Hz), RPM or CPM
Input range	User selectable with accelerometer sensitivity
Dynamic range	96 dB (0.01g resolution)
VA diagnostic bands	
(RPM=run speed)	Unbalance 1x RPM
	Alignment 2x RPM
	Looseness 3x RPM
Operating temperature	0°C to 50°C
Storage temperature	-20°C to 70°C
Battery type	2 x AA batteries
Battery operation	20 hours continuously (depending on brightness setting)
Environmental protection	IP67
Material	ABS plastics / Hard anodized aluminium
Dimensions	WxHxD: 200 mm x 60mm x 26mm [7.8 x 2.4 x 1.0"]
Weight	280 g [9.8 oz]

Offset bracket, Part No. 12-1008




Blue circles are threaded holes.

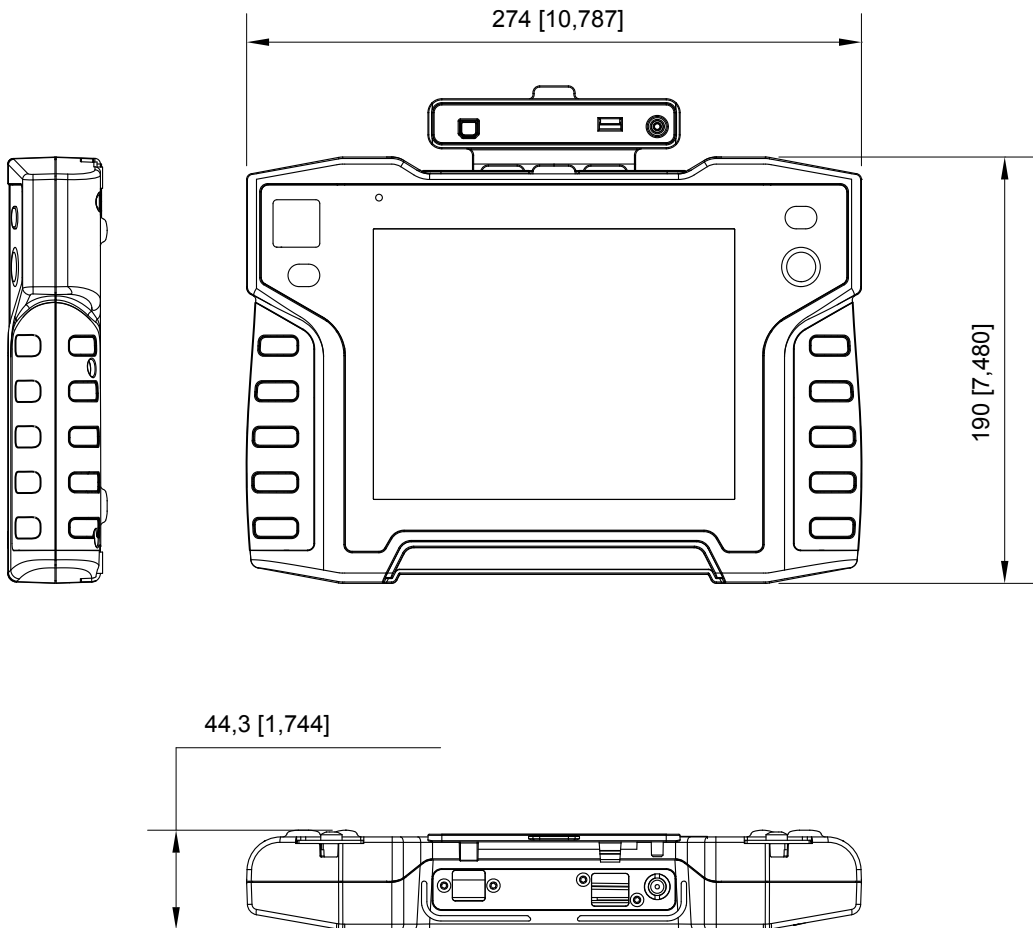
mm




Display unit XT11, Part No. 12-0961

<div><div></div><div>CE</div></div>	
Type of display/size	SVGA 8" colour screen, backlit LED, multitouch
Battery type	Heavy duty Li Ion chargeable
Operating time	Up to16 h continuously
Connections	USB A, USB B, Charger, AV (HDMI)
Communication	Wireless technology, WiFi
Camera, with diode lamp	13 Mp
IR camera (optional)	FLIR LEPTON® 0–450° [32–842°F]
Help functions	Built-in manual
Environmental protection	IP class 66 and 67
Operating temperature	-10–50 °C
Storage temperature	-20–50 °C
Relative humidity	10–95%
OLED display	96x96 pixels
Housing material	PC/ABS + TPE
Dimensions	WxHxD: 274x190x44 mm [10.8x7.5x1.7"]
Weight	1450 g [3.2 lbs]

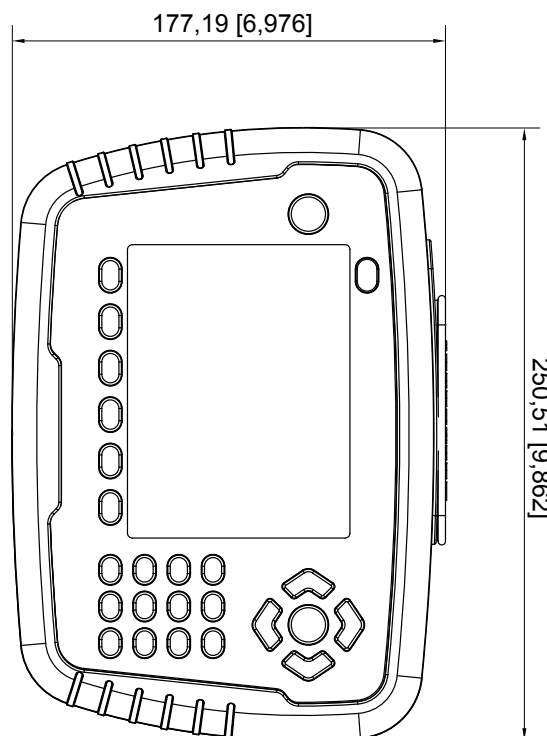
mm [inch]




Display unit E51, Part No. 12-0418

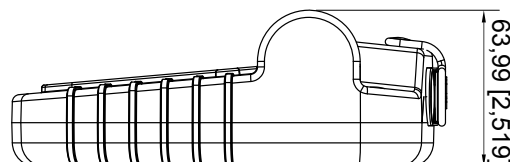
 <div>CE</div>	
Type of display/size	VGA 5.7" colour screen, backlit LED
Displayed resolution	0.001 mm / 0.05 thou
Power management	Endurio™ system for unbroken power supply
Internal battery (fixed)	Heavy duty Li Ion chargeable
Battery compartment	For 4 x R14 (C)
Temperature range	-10–50 °C
Connections	USB A, USB B, Easy-Laser® units, Charger
Communication	BT wireless technology and cable
Internal memory	>100 000 measurements can be saved
Help functions	Calculator, Unit converter
Environmental protection	IP class 65
Housing material	PC/ABS + TPE
Dimensions	WxHxD: 250x175x63 mm [9.8"x6.9"x2.5"]
Weight (without batteries)	1080 g [2.4 lbs]

mm [inch]




Display unit E52, Part No. 12-0700


 <div>CE</div>	
Type of display/size	VGA 5.7" colour screen, backlit LED
Displayed resolution	0.001 mm / 0.05 thou
Internal battery (fixed)	Heavy duty Li Ion chargeable
Temperature range	-10–50 °C
Connections	USB A, USB B, Easy-Laser® units, Charger
Communication	BT wireless technology
Internal memory	>100 000 measurements can be saved
Help functions	Calculator, Unit converter
Environmental protection	IP class 65
Housing material	PC/ABS + TPE
Dimensions	WxHxD: 250x175x63 mm [9.8"x6.9"x2.5"]
Weight	1020 g [2.3 lbs]



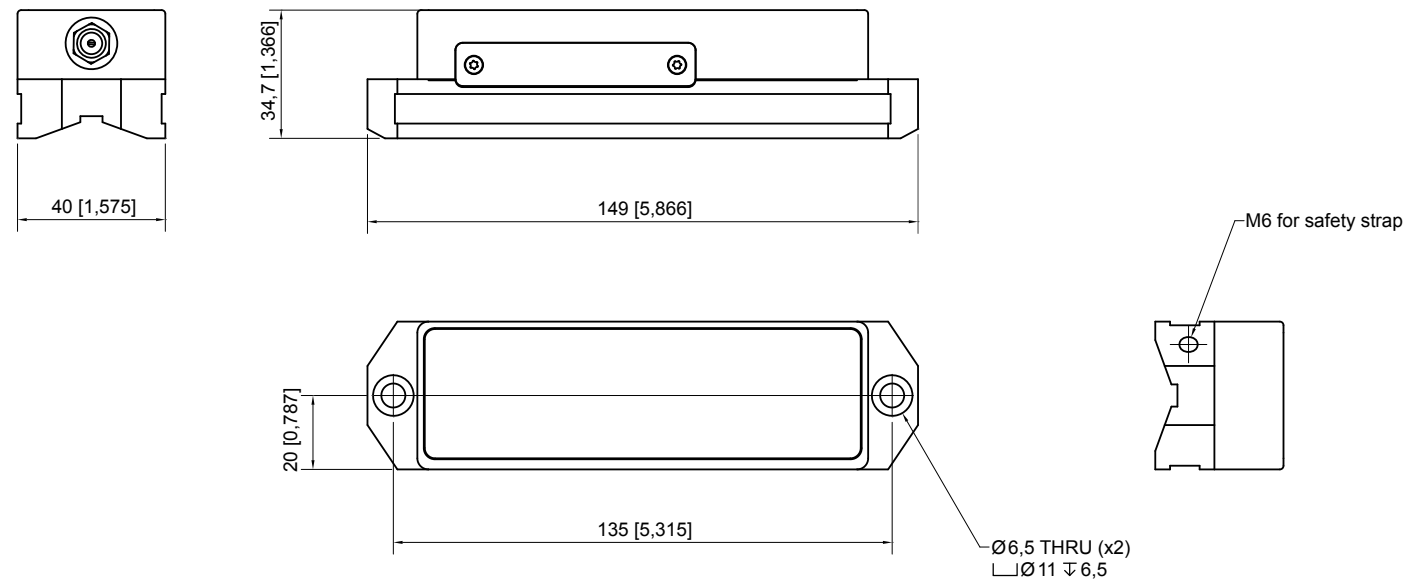
Display unit E53, Part No. 12-0748

 <div>CE</div>	
Type of display/size	VGA 5.7" colour screen, backlit LED
Displayed resolution	0.001 mm / 0.05 thou
Internal battery (fixed)	Heavy duty Li Ion chargeable
Temperature range	-10–50 °C
Connections	USB A, Charger
Communication	BT wireless technology
Internal memory	>2000 measurements can be saved
Help functions	Calculator, Unit converter
Environmental protection	IP class 65
Housing material	PC/ABS + TPE
Dimensions	WxHxD: 250x175x63 mm [9.8"x6.9"x2.5"]
Weight	910 g [2.0 lbs]


Digital Precision Level, Part No. 12-0846

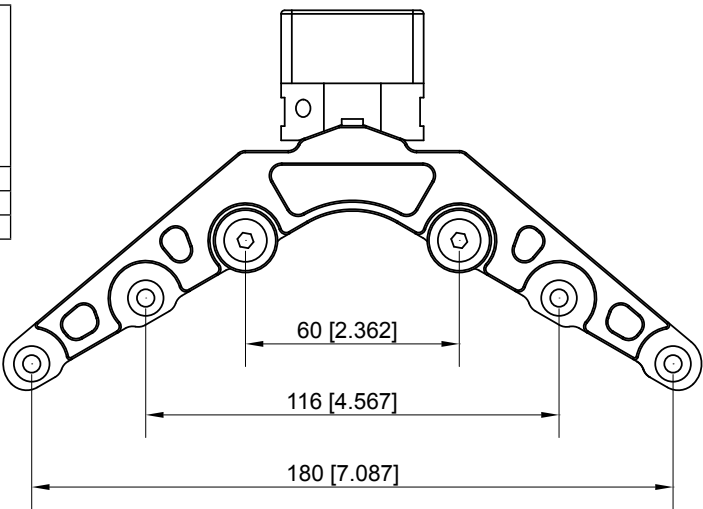
<div><div></div><div>CE</div></div>	
Displayed resolution	OLED: 0.01 mm/m (0.001°)/App: 0.001 mm/m (0.001°)
Range	± 2 mm/m
Measurement error	Better than ± 0.02 mm/m
Type of display	OLED
Communication	BT wireless technology Contains FCC ID: PVH0946, IC: 5325A-0946.
Environmental protection	IP Class 67
Operating temperature	-10–50 °C
Internal battery	Li Ion
Material	Anodized aluminium , ABS plastics
Dimensions	WxHxD: 149x40x35 mm [5.9x1.6x1.4"]
Weight	530 g [18.7oz]

mm [inch]



Extension kit for Precision Level, Part No. 12-0901

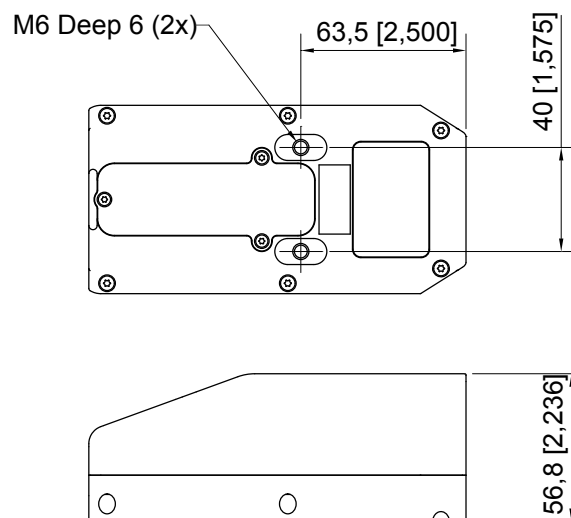
<div><div></div></div>	
For diameters	55–800+ mm [2.16–31.50+"]
Material	Anodized aluminium , Stainless steel feet
Weight	430g [15.2 oz]



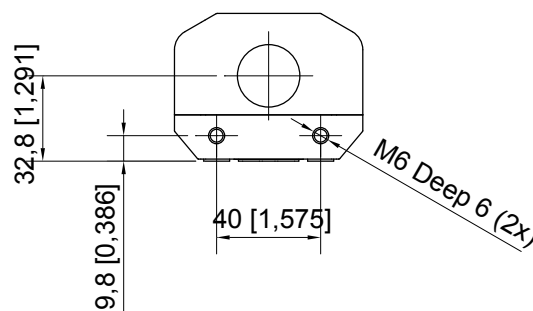
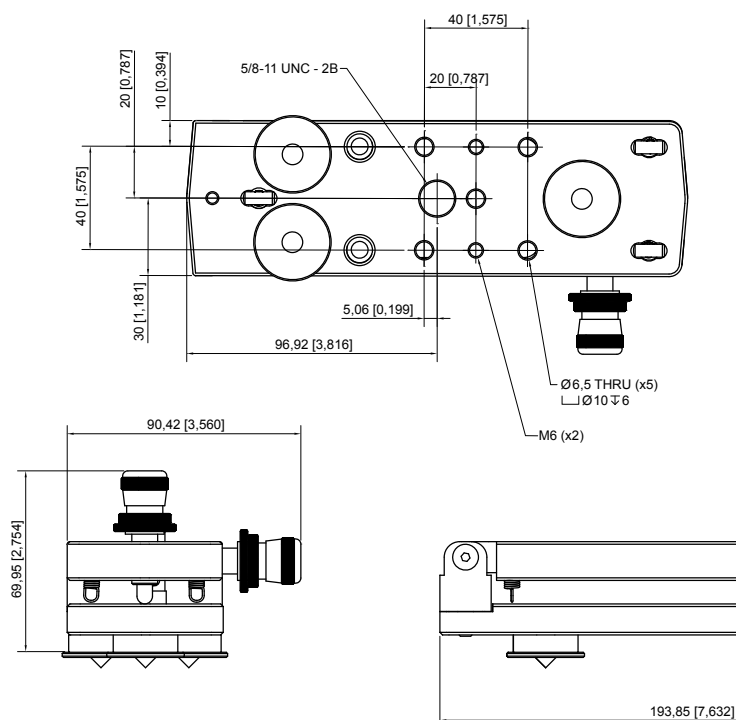
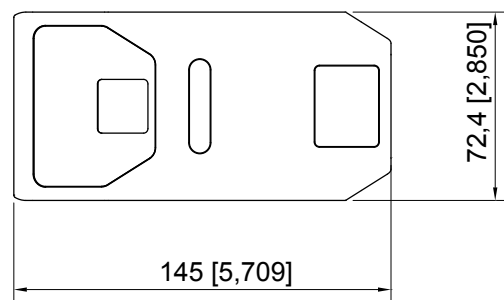
Laser transmitter E30 Long range, Part No. 12-0823

 <div style="display: flex; align-items: center;"> <div style="margin-right: 10px;">CE</div> <div style="border: 1px solid black; padding: 2px;">  CAUTION LASER RADIATION DO NOT STARE INTO BEAM CLASS 2 LASER PRODUCT </div> </div>	
Laser	Diode laser
Laser wave length	630–680 nm
Adjustable modulation	0, 5, 32, 40, 100 KHz
Output power	AVERAGE POWER < 1 mW. PULSE ENERGY < 12-132 nJ (pulsed mode). PULSE DURATION 10-110 us (pulsed mode).
Beam diameter	12 mm (1/2") at aperture
Working area with 20mm detector	0–100 meter [328 ft]
Working area with 30mm detector	0–>200 meter [656 ft]
Type of battery	Li Ion
Operating time	>24 h
Operating temperature	-10 to 50 °C
Environmental protection	IP67
Wireless communication	BT wireless technology (passive). Contains FCC ID: PVH0946, IC: 5325A-0946.
Chock sensor	6 axis mems gyro with inclinometer
Type of display	0-led 96x96 pixel
Charging power	5–12 V DC
Housing material	Anodized aluminium T6060
Dimensions	WxHxD: 145.0x72.4x56.8 mm [5.71x2.85x2.24"]
Weight	620g [21.7 oz]

mm [inch]



Laser transmitter E30 Long range, with tilt table, Part No. 12-0858



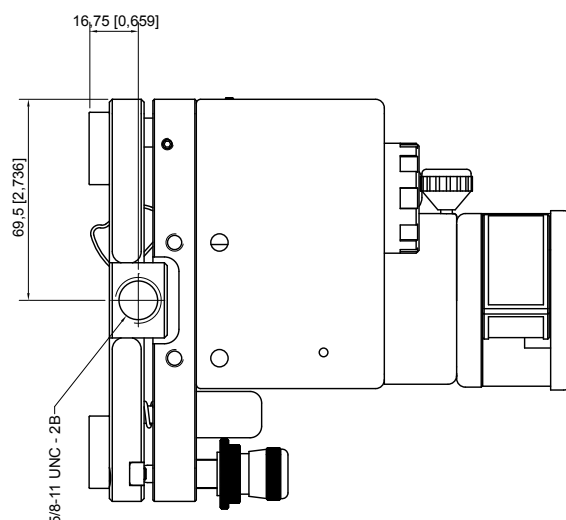
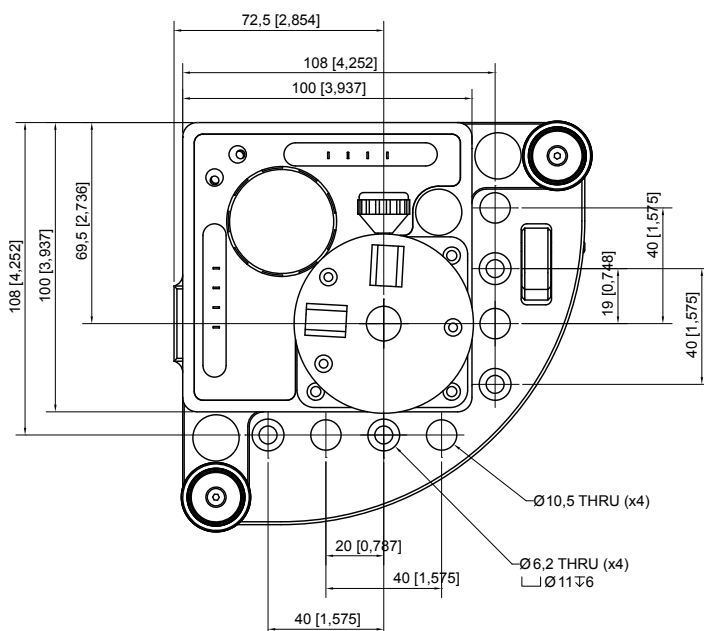
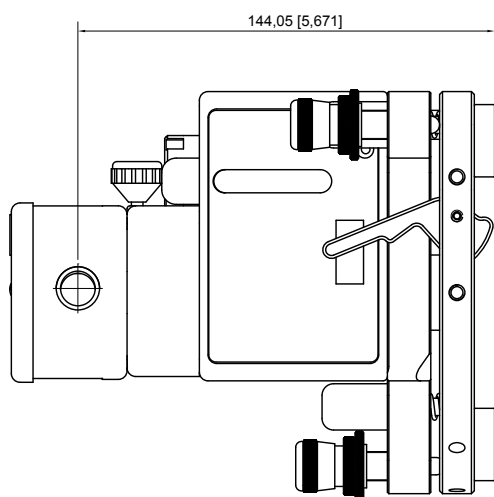
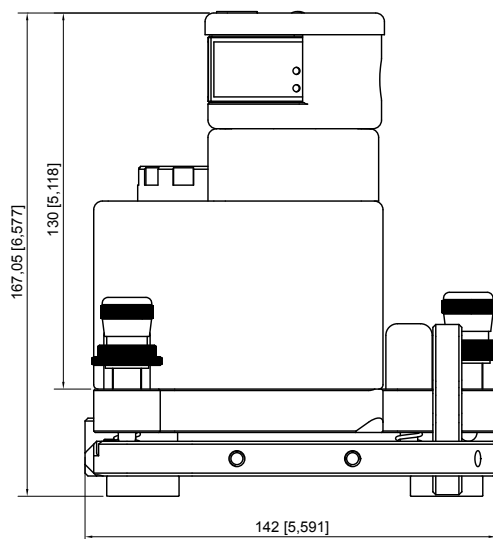
Laser transmitter D22, Part No. 12-0022



CAUTION
LASER RADIATION
DO NOT STARE INTO BEAM
CLASS 2 LASER PRODUCT

Type of laser	Diode laser
Laser wavelength	630–680 nm
Laser Safety Class	Class 2
Output power	AVERAGE POWER < 0.6 mW. PULSE ENERGY < 20 nJ. PULSE DURATION 10-17 µs.
Beam diameter	6 mm [1/4"] at aperture
Working area, range	40-metre radius [130"]
Type of battery	1 x R14 (C)
Operating time/battery	approx. 24 hours
Levelling range	± 30 mm/m [± 1.7°]
3 x spirit vials' scaling	0.02 mm/m
Squareness between laser beams	±0.01 mm/m [±0.01 mils/inch] [2 arc sec.]
Flatness of sweep	±0.01 mm/m
Fine turning of laser head	±0.1 mm/m [20 arc sec.]
2 x spirit vials for rotation of head	±5 mm/m
Housing material	Aluminium
Dimensions	WxHxD: 139x169x139 mm [5.47x6.64x5.47"]
Weight	2650 g [5.8 lbs]

mm [inch]



Laser transmitter D22, Part No. 12-0022

Examples of use

The D22 can be mounted in various ways. Below are just some examples. The important thing is to always tighten rods, screws and magnets firmly. Also be sure the surface where the magnets are attached is clean. If possible use the safety strap.




On tripod (Part No. 12-0269).



With super magnets on tilt table (included) directly on surface.




Feet with points (included), on non magnetic surface.




On sliding table for tripod Part No. 12-0202. For easy alignment to detector.




When surface is too small for three super magnets. Pin included with D22.



On round surfaces, horizontal sweep. Pin included with D22.




Rigid mounting, still easy to height adjust. Use rods of suitable length.




In a machine spindle. Spindle/magnet base pin Part No. 01-1333.



Vertical mounting on roll. Adapter plate Part No. 12-0874.



With magnet bases, very rigid mounting.



With magnet bases, very rigid mounting.



Rigid mounting, horizontal sweep.



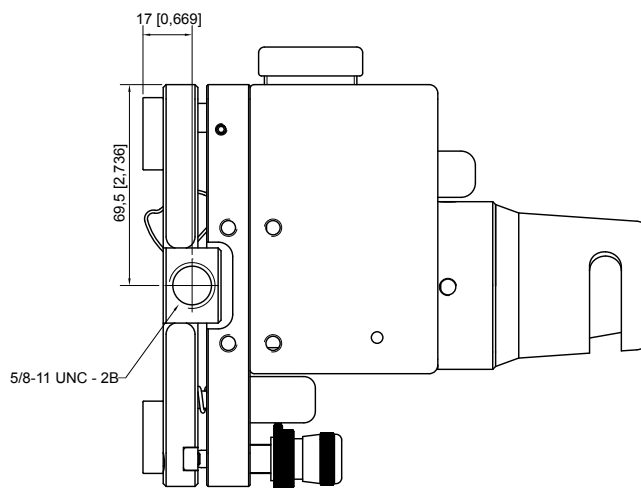
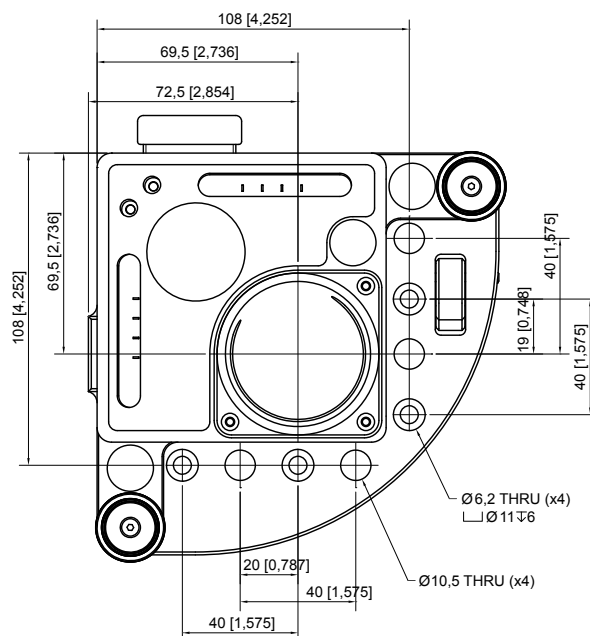
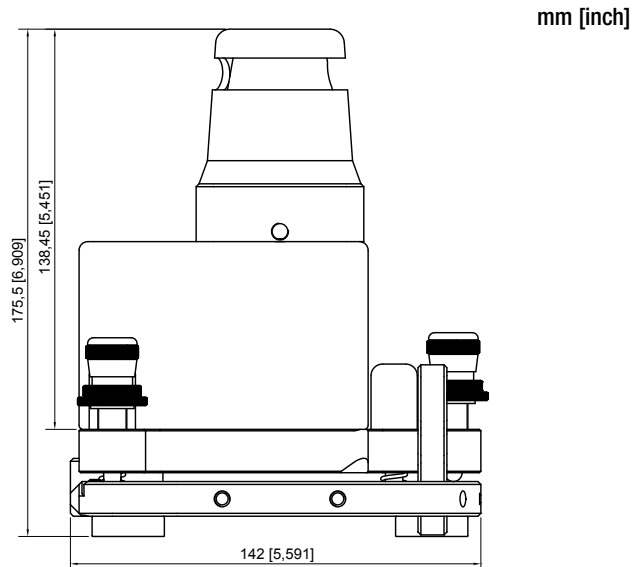
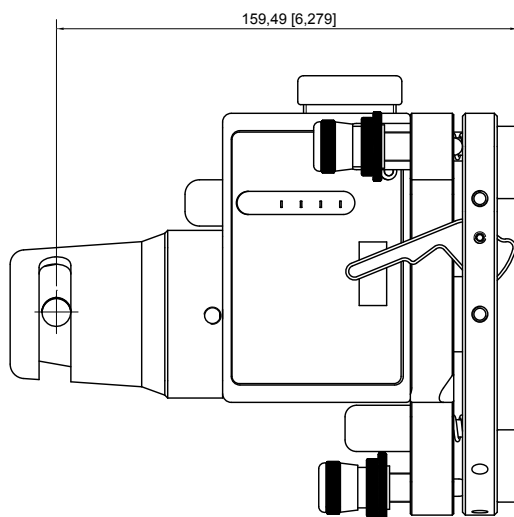
Easy-Laser® is manufactured by Easy-Laser AB, Alfagatan 6, 431 49 Mölndal, Sweden, +46 31 708 63 00, info@easylaser.com, www.easylaser.com
© Easy-Laser AB. We reserve the right to make modifications without prior notification. Easy-Laser® is a registered trademark of Easy-Laser AB.
Complies with: 21 CFR 1040.10 and 1040.11 except for deviations pursuant to Laser Notice No. 50, dated June 24 2007.

Laser transmitter D23 Spin, Part No. 12-0168



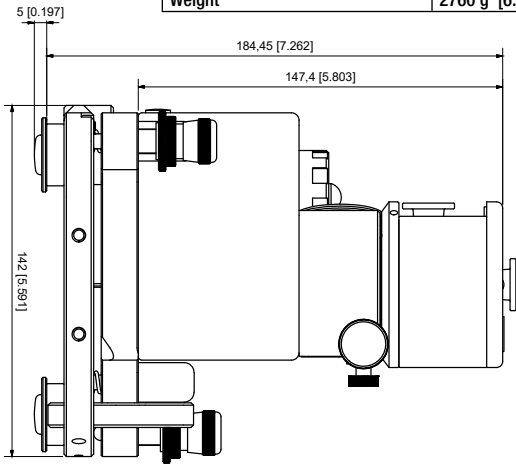
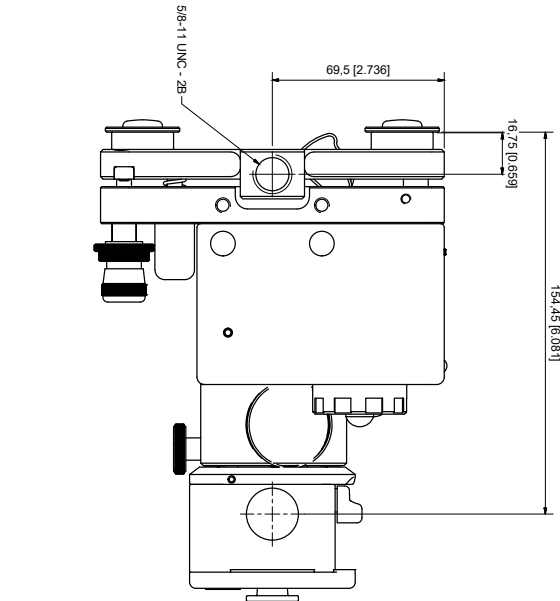
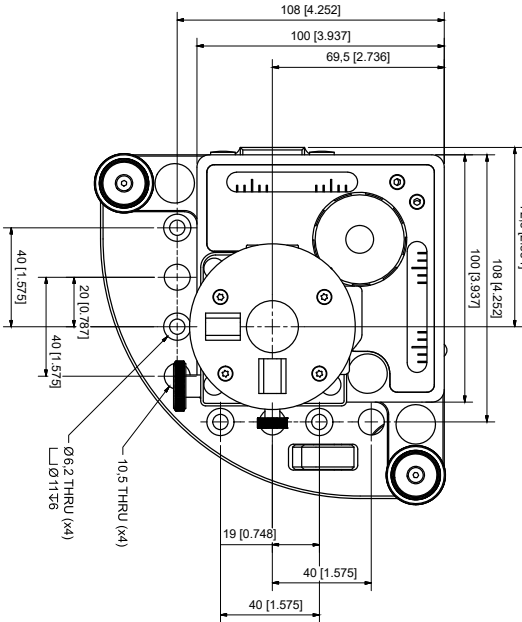
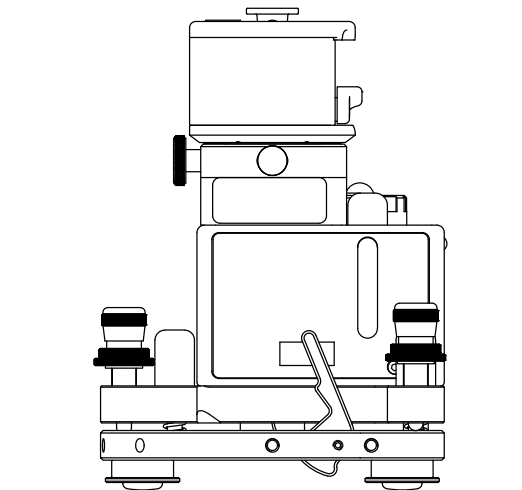
CAUTION
LASER RADIATION
DO NOT STARE INTO BEAM
CLASS 2 LASER PRODUCT

Type of laser	Diode laser
Laser wavelength	630–680 nm
Laser Safety Class	Class 2
Output power	AVERAGE POWER < 1 mW. PULSE ENERGY 2-9 µJ (spin mode) or < 20 nJ (stationary mode). PULSE DURATION 2-9 ms (spin mode) or 10-17 µs (stationary mode).
Beam diameter	6 mm [1/4"] at aperture
Working area, range	20-metre radius [65']
Type of battery	2 x R14 (C)
Operating time/battery	approx. 15 hours
Operating temperature	0–50 °C
Levelling range	± 30 mm/m [± 1.7°]
3 x spirit vials' scaling	0.02 mm/m
Flatness of sweep	0.02 mm/m
Housing material	Aluminium
Dimensions	WxHxD: 139x169x139 mm [5.47x6.64x5.47"]
Weight	2650 g [5.8 lbs]



Laser transmitter D26, Part No. 12-1064

mm [inch]






CE




CAUTION
LASER RADIATION
DO NOT STARE INTO BEAM
CLASS 2 LASER PRODUCT

Type of laser	Diode laser, fiber coupled
Laser wavelength	630–680 nm
Laser Safety Class	Class 2
Output power	AVERAGE POWER < 0.6 mW. PULSE ENERGY < 20 nJ. PULSE DURATION 10–17 µs.
Beam diameter	6 mm [1/4"] at aperture
Working area, range	30-metre radius [99']
Type of battery	1 x R14 (C)
Operating time/battery	approx. 24 hours
Levelling range	±30 mm/m [± 1.7°]
3 x spirit vials' scaling	0.02 mm/m
Squareness between laser beams	±0.01 mm/m [±0.01 mils/inch] [2 arc sec.]
Flatness of sweep, 360° sector	±0.0081 ±0.0055M mm [±0.32 ±0.066F mils] *
Flatness of sweep, 90° sector	±0.0025 ±0.0012M mm [±0.10 ±0.015F mils] *
	* M is the measurement range in meters [m]. F is the measurement range in feet [ft].
Fine turning of laser head	±0.1 mm/m [20 arc sec.]
2 x spirit vials for rotation of head	±5 mm/m
Housing material	Aluminium
Dimensions	WxHxD: 142x184x139 mm [5.59x7.24x5.47"]
Weight	2760 g [6.1 lbs]

Laser transmitter D146 Spindle, Part No. 12-0146



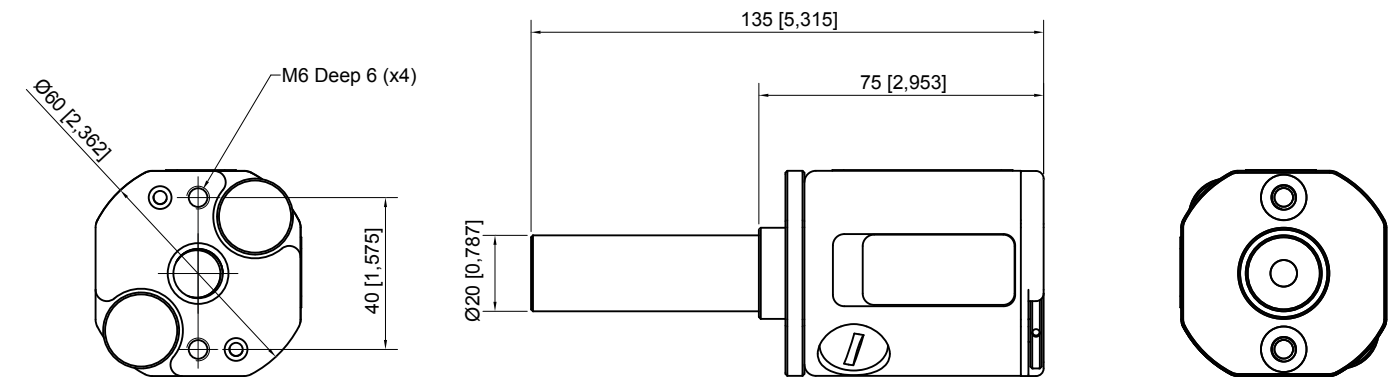
CE





CAUTION
LASER RADIATION
DO NOT STARE INTO BEAM
CLASS 2 LASER PRODUCT

Type of laser	Diode laser
Laser wavelength	630–680 nm
Laser Safety Class	Class 2
Output power	AVERAGE POWER < 0.6 mW. PULSE ENERGY < 20 nJ. PULSE DURATION 10-17 µs.
Beam diameter	3 mm [1/8"] at aperture
Measurement distance	20 m [65']
Type of battery	1 x R6 (AA)
Operating time/battery	approx. 6 hours
Clamping pin	Ø 20 mm, L= 60 mm [Ø 0.78", L=2.36"]
Housing material	Anodized aluminium
Dimensions (without pin)	Ø 60 mm, L=98 mm [Ø 2.36", L=3.86"]
Weight (with pin)	470 g [16.5 oz]

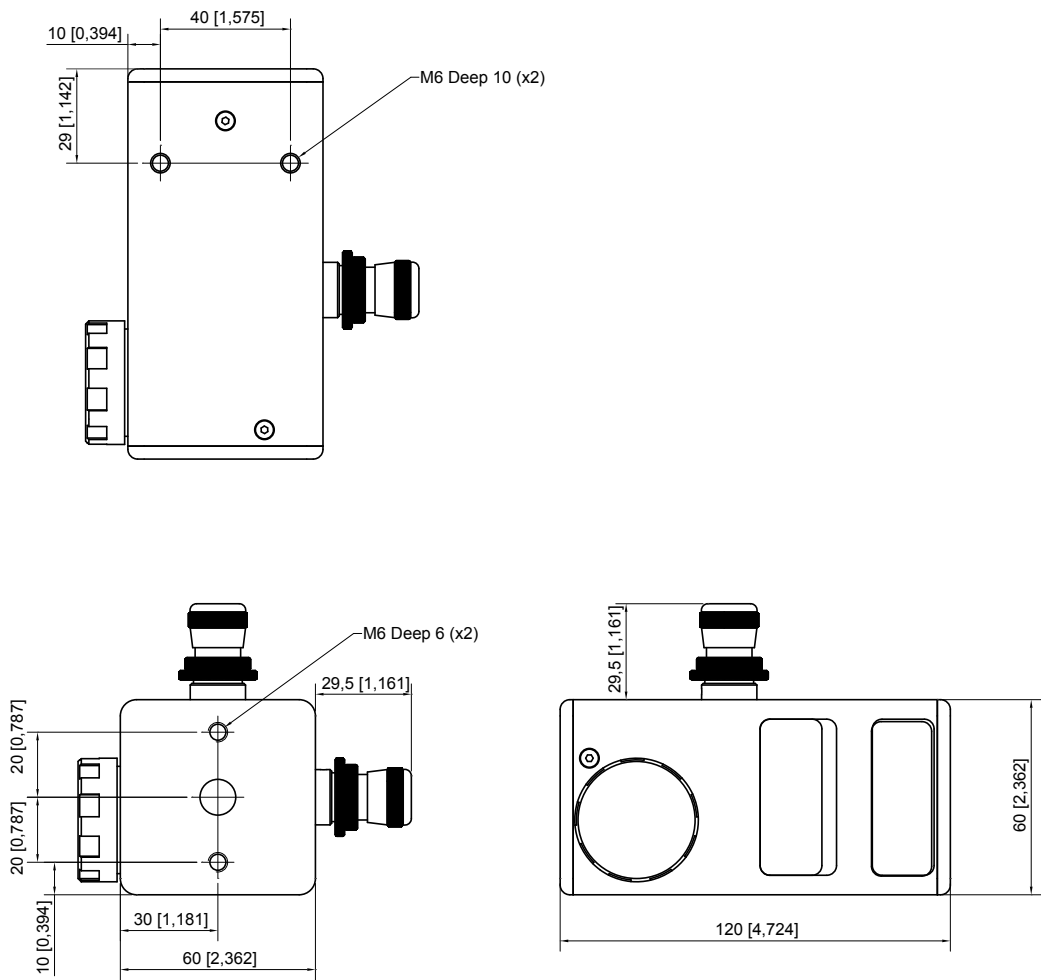
mm [inch]



Laser transmitter D75, Part No. 12-0075

<div><div><div>CE</div><div><div>CAUTION LASER RADIATION DO NOT STARE INTO BEAM CLASS 2 LASER PRODUCT</div></div></div></div>	
Type of laser	Diode laser
Laser wavelength	630–680 nm
Laser Safety Class	Class 2
Output power	AVERAGE POWER < 0.6 mW. PULSE ENERGY < 20 nJ. PULSE DURATION 10-17 µs.
Beam diameter	6 mm [1/4"] at aperture
Working distance	40-metre [130']
Type of battery	1 x R14 (C)
Operating time/battery	approx. 15 hours
Operating temperature	0–50 °C
Laser adjustment	D75: 2 ways ±2° (± 35 mm/m)
Housing material	Aluminium
Dimensions D75	WxHxD: 60x60x120 mm [2.36x2.36x4.72"]
Weight	780 g [27.5 oz]

mm [inch]



Easy-Laser® is manufactured by Easy-Laser AB, Alfagatan 6, 431 49 Mölndal, Sweden, +46 31 708 63 00, info@easylaser.com, www.easylaser.com
© Easy-Laser AB. We reserve the right to make modifications without prior notification. Easy-Laser® is a registered trademark of Easy-Laser AB.
Complies with: 21 CFR 1040.10 and 1040.11 except for deviations pursuant to Laser Notice No. 50, dated June 24 2007.

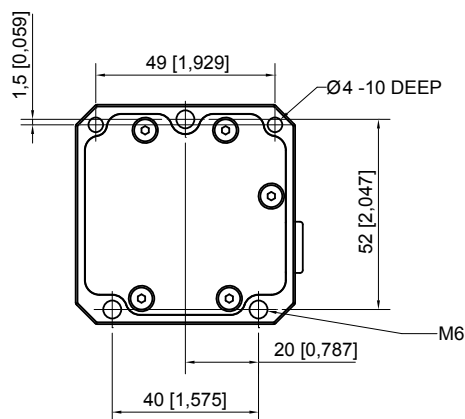
Laser transmitter D25 with offset hub, Part No. 12-0706



CAUTION
LASER RADIATION
DO NOT STARE INTO BEAM
CLASS 2 LASER PRODUCT

Type of laser	Diode laser
Laser wavelength	630–680 nm
Laser Safety Class	Class 2
Output power	AVERAGE POWER < 0.6 mW. PULSE ENERGY < 20 nJ. PULSE DURATION 10-17 µs.
Beam diameter	6 mm at aperture [1/4"]
Measurement range	40 m radius [130']
Battery type	1 x 1.5 V R14 (C)
Operating time / battery	>24 hours
Levelling range	±1.7° (±30 mm/m) in two directions [±30 mils/inch]
Perpendicularity between beams	2 arc sec. (0.01 mm/m) [0.5 mils/inch]
Flatness of sweep	±0.01 mm/m (10µ)
Housing material	Anodised aluminium
Dimensions (transmitter down)	137x137x142 mm [5.4x5.4x5.6"]
Dimensions (transmitter up)	137x137x150 mm [5.4x5.4x5.9"]
Weight	2124 g (battery adaptor excluded) [4.7 lbs]

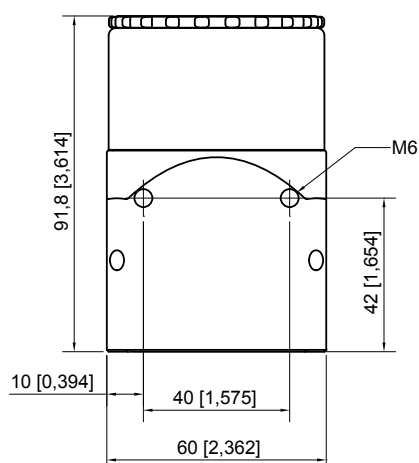
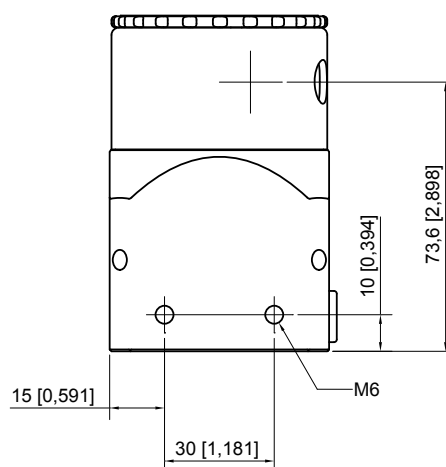
mm [inch]




Laser transmitter D25, Part No. 12-0594



CAUTION
LASER RADIATION
DO NOT STARE INTO BEAM
CLASS 2 LASER PRODUCT



Roll alignment kit, Part No. 12-0856



CE

Detector	See 12-0845 for technical specifications
Digital precision level	See 12-0846 for technical specifications
Bracket dimensions	See drawings

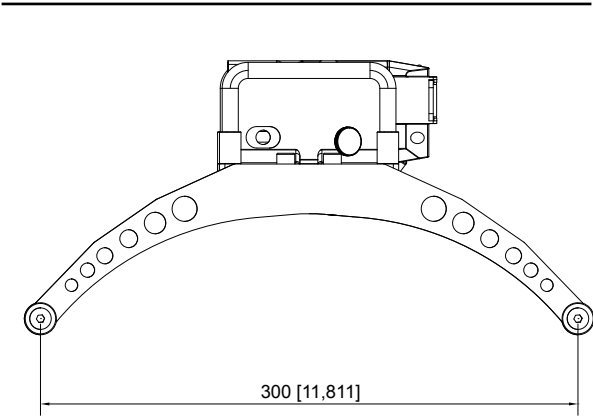
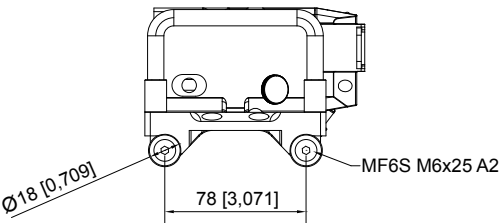
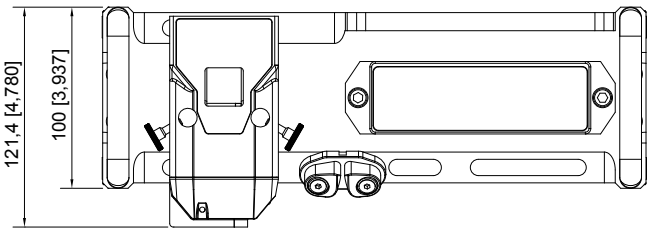
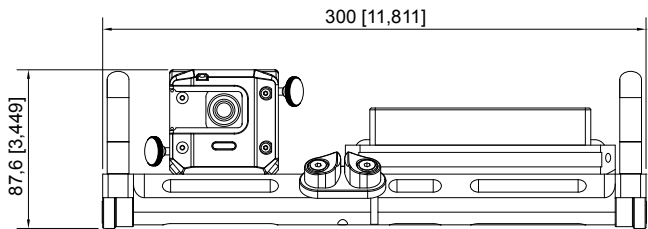
Roll bracket, Part No. 12-0849




Large roll kit, Part No. 12-0885



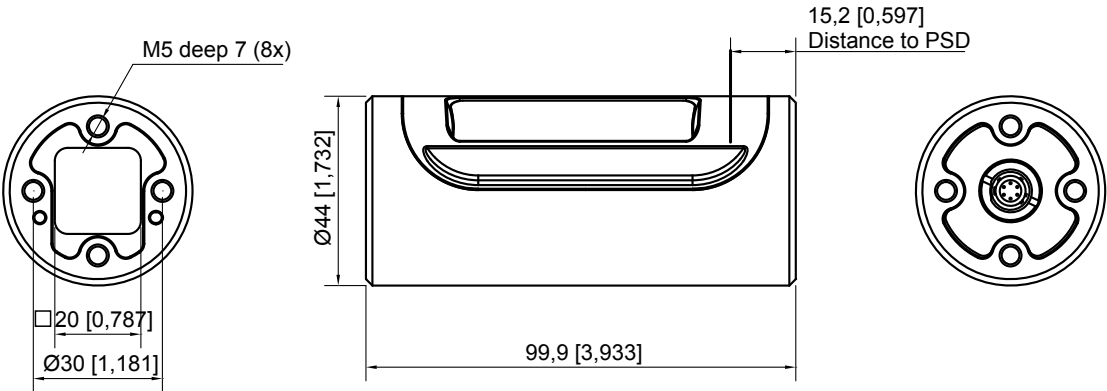
mm [inch]



Detector E9, Part No. 12-0759

<div></div> <div>CE</div>	
Wireless communication	BT wireless technology. Contains FCC ID: PVH0946 / IC:5325A-0946
Type of detector	2 axis PSD 20x20 mm [0.78" sq]
Resolution	0.001 mm [0.05 mils]
Measurement accuracy	±1µm ±1%
Thermal sensor	± 1° C accuracy
Environmental protection	IP class 67
Internal battery	Li Ion
Protection	No influence from ambient light
Housing material	Anodized aluminium
Dimensions	Ø 45 mm [1.77"], length 100 mm [3.94"]
Weight	180 g [6.3 oz]

mm [inch]

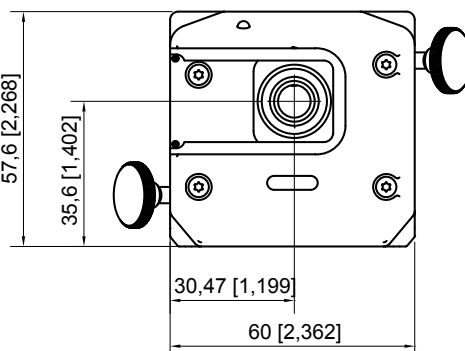
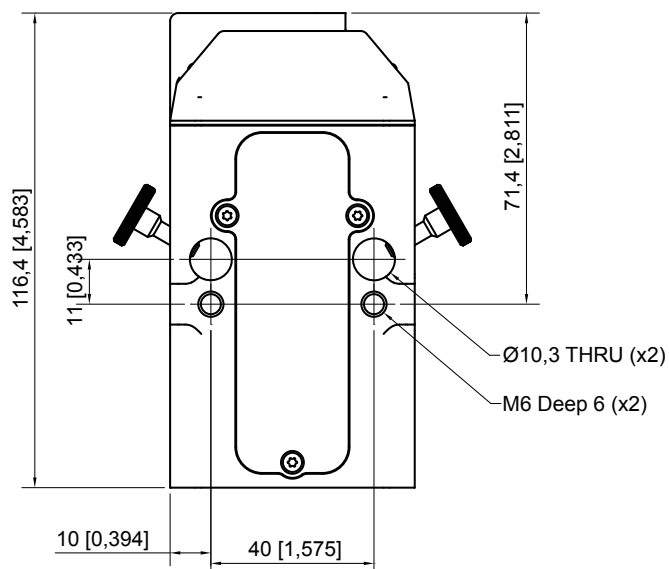


Angle detector E2, Part No. 12-0845



mm [inch]

Type of detector	2 axis PSD 20x20 mm [0.78" sq]
Type of display	OLED
Wireless communication	BT wireless technology Contains FCC ID: PVH0946 / IC:5325A-0946
Internal battery	Li Ion
Resolution	0.01 mm/m (0.001°)
Measurement error	Better than ± 0.02 mm/m
Inclinometers	0.1° resolution
Environmental protection	IP Class 67
Operating temperature	-10–50 °C
Housing material	Anodized aluminium
Dimensions	WxHxD: 116x60x57 mm [4.6x2.4x2.2"]
Weight	530 g [18.7oz]

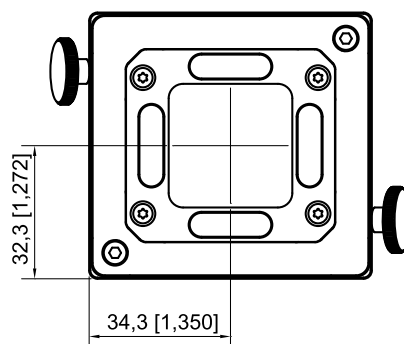
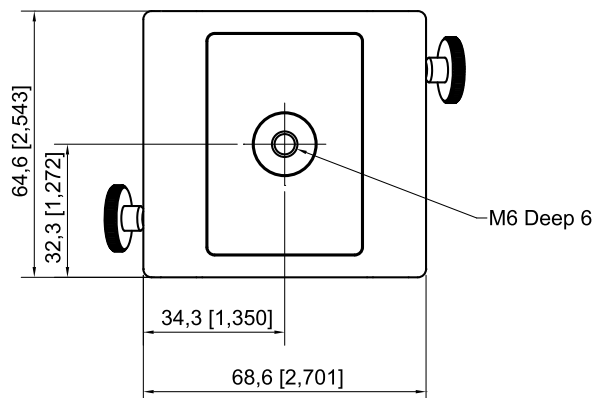
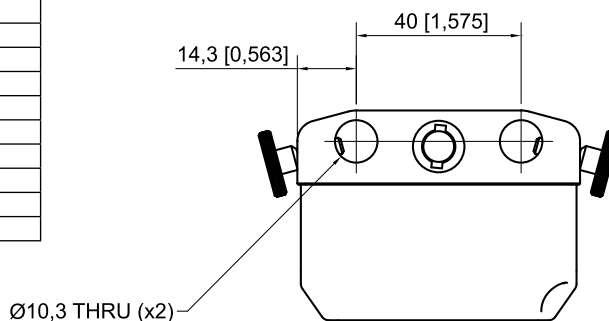


Detector E3, Part No. 12-0799

mm [inch]



Wireless communication	BT wireless technology Contains FCC ID: PVH0946 / IC:5325A-0946
Type of detector	2 axis PSD 30x30 mm [1.18" sq]
Resolution	0.001 mm [0.05 mils]
Measurement accuracy	±1µm ±1%
Thermal sensor	± 1° C accuracy
Environmental protection	IP class 65
Internal battery	Li Ion
Protection	No influence from ambient light
Housing material	Anodized aluminium
Dimensions	WxHxD: 69x65x49 mm [2.7x2.6x1.9"]
Weight	262 g [9.2 oz]



Detector E7H, HyperPSD™, Part No. 12-0824

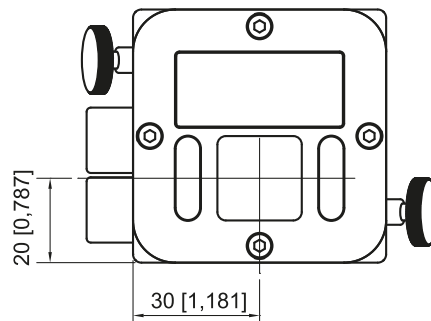
mm [inch]



CE

Detector E7H, Part No. 12-0824

Type of detector	2 axis PSD 20x20 mm [0.78" sq]
Resolution	0.0001 mm [0.005 mils]
Measurement accuracy	±1µm ±0.5%
Inclinometers	0.1° resolution
Thermal sensors	± 1° C accuracy
Environmental protection	IP Class 66 and 67
Operating temperature	-10–50 °C
Internal battery	Li Po
Housing material	Anodized aluminium
Dimensions	WxHxD: 60x60x42 mm [2.36x2.36x1.65"]
Weight	186 g [6.6 oz]



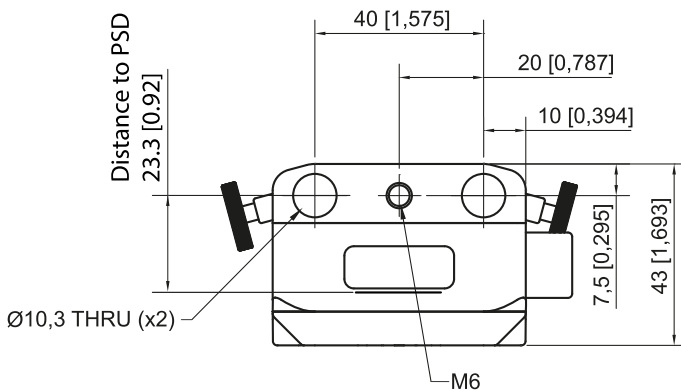
Detector E7, Part No. 12-0752



CE

Detector E7, Part No. 12-0752

Type of detector	2 axis PSD 20x20 mm [0.78" sq]
Resolution	0.001 mm [0.05 mils]
Measurement accuracy	±1µm ±1%
Inclinometers	0.1° resolution
Thermal sensors	± 1° C accuracy
Environmental protection	IP Class 66 and 67
Operating temperature	-10–50 °C
Internal battery	Li Po
Housing material	Anodized aluminium
Dimensions	WxHxD: 60x60x42 mm [2.36x2.36x1.65"]
Weight	186 g [6.6 oz]



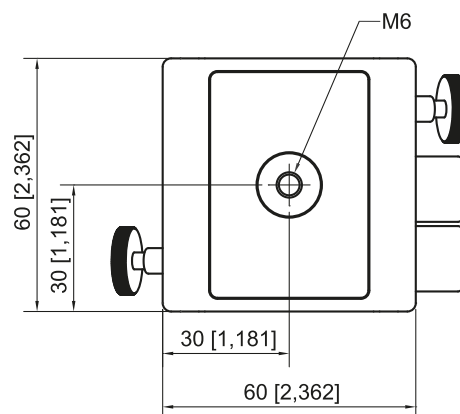
Detector E5, Part No. 12-0509



CE

Detector E5, Part No. 12-0509

Type of detector	2 axis PSD 20x20 mm [0.78" sq]
Dual Detection Technology™	Can detect both spinning and stationary laser beam, but is optimised for spinning laser.
Resolution	0.001 mm [0.05 mils]
Measurement accuracy	Spin ±10µm ±1% / Stationary beam ±10µm ±2%
Inclinometers	0.1° resolution
Thermal sensors	± 1° C accuracy
Environmental protection	IP Class 66 and 67
Operating temperature	-10–50 °C
Internal battery	Li Po
Housing material	Anodized aluminium
Dimensions	WxHxD: 60x60x42 mm [2.36x2.36x1.65"]
Weight	186 g [6.6 oz]

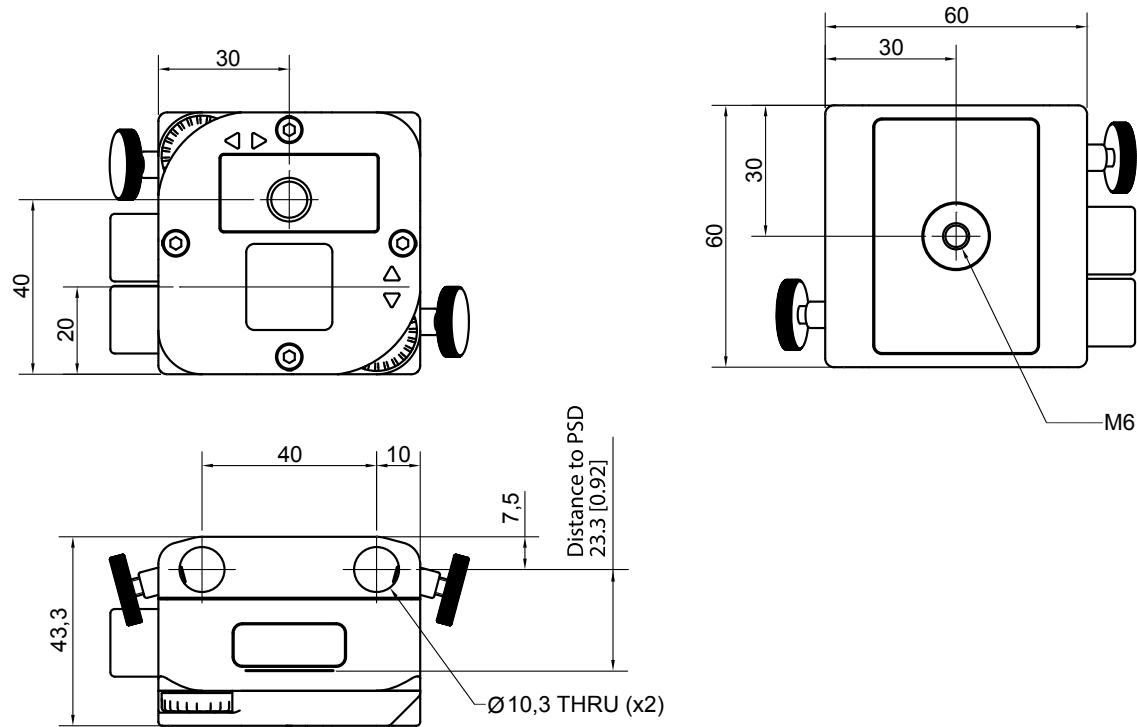


Measuring unit M/S, Part No. 12-0434 / 12-0433

mm [inch]



Measuring unit PSD 20x20 mm. EM: Part No. 12-0434, ES: Part No. 12-0433	
Type of detector	2-axis PSD 20x20 mm [0.78" sq]
Resolution	0.001 mm [0.05 mils]
Measurement accuracy	±1µm ±1%
Measurement range	Up to 20 m [66 feet]
Type of laser	Diode laser
Laser wavelength	630–680 nm
Laser class	Safety class 2
Laser output	AVERAGE POWER < 0.6 mW. PULSE ENERGY < 20 nJ. PULSE DURATION 10-17 µs.
Electronic inclinometer	0,1° resolution
Thermal sensors	± 1° C accuracy
Environmental protection	IP class 66 and 67
Temperature range	-10–50 °C
Internal battery	Li Po
Housing material	Anodized aluminium
Dimensions	WxHxD: 60x60x42 mm [2.36"x2.36"x1.65"]
Weight	202 g [7.1 oz]



Measuring unit ELM40 / ELS40, Part No. 12-0776 / 12-0777



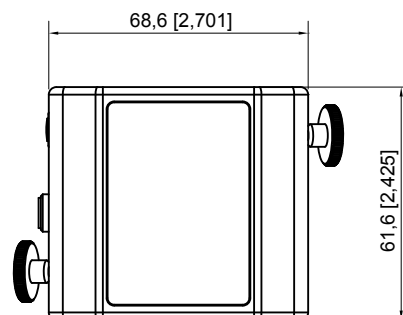
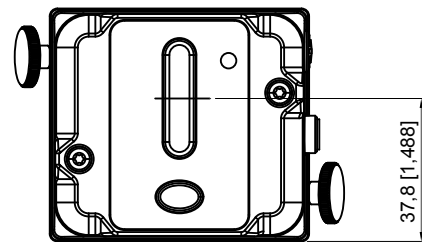
CAUTION
LASER RADIATION
DO NOT STARE INTO BEAM
CLASS 2 LASER PRODUCT



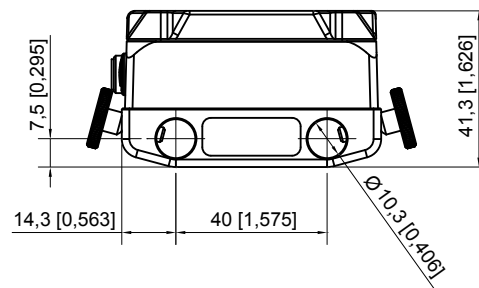
Wireless communication	BT wireless technology Contains FCC ID: PVH0946 / IC:5325A-0946
Internal battery	Li Po
Type of detector	True PSD 30 mm [1.2"]
Resolution	0.001 mm [0.05 mils]
Measurement accuracy	±5µm ±1%
Measurement range	Up to 10 m [33 feet]
Type of laser	Diode laser
Laser wavelength	630–680 nm
Laser class	Safety class 2
Laser output	AVERAGE POWER < 0.6 mW. PULSE ENERGY < 8 nJ. PULSE DURATION 4–6 µs.
Electronic inclinometer	0.1° resolution
Thermal sensors	-20–60 °C
Environmental protection	IP class 65
Temperature range	-10–50 °C
Housing material	Anodized aluminium / ABS plastics
Dimensions	WxHxD: 69.0x61.5x41.5 mm [2.72"x2.42"x1.63"]
Weight	164 g [5.8 oz]

ELM40/ELS40

mm [inch]



ELM40/ELS40
ELM20/ELS20



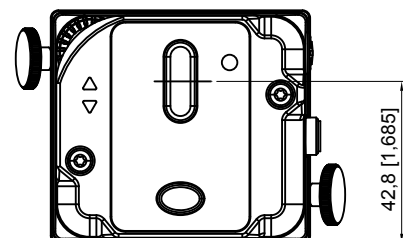
Measuring unit ELM20 / ELS20, Part No. 12-0746 / 12-0747



Measuring unit PSD 20 mm. ELM20: Part No. 12-0746, ELS20: Part No. 12-0747

Wireless communication	BT wireless technology Contains FCC ID: PVH0946 / IC:5325A-0946
Internal battery	Li Po
Type of detector	True PSD 20 mm [0.79"]
Resolution	0.01 mm [0.5 mils]
Measurement accuracy	±5µm ±1%
Measurement range	Up to 3 m [10 feet]
Type of laser	Diode laser
Laser wavelength	630–680 nm
Laser class	Safety class 2
Laser output	AVERAGE POWER < 0.6 mW. PULSE ENERGY < 8 nJ. PULSE DURATION 4–6 µs.
Electronic inclinometer	0.1° resolution
Thermal sensors	-20–60 °C
Environmental protection	IP class 65
Temperature range	-10–50 °C
Housing material	Anodized aluminium / ABS plastics
Dimensions	WxHxD: 69.0x61.5x41.5 mm [2.72"x2.42"x1.63"]
Weight	176 g [6.2 oz]

ELM20/ELS20

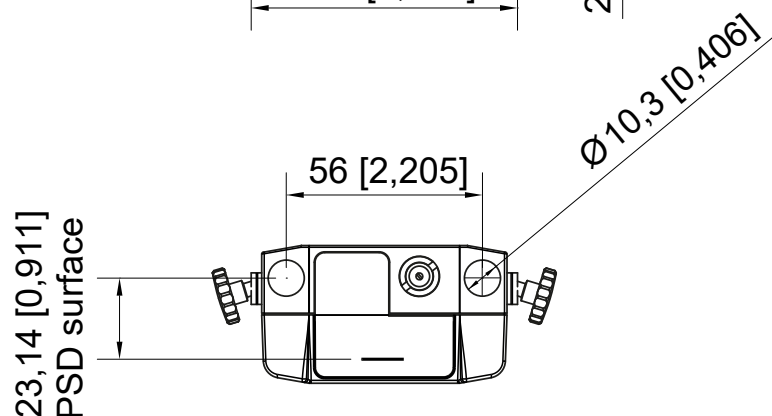
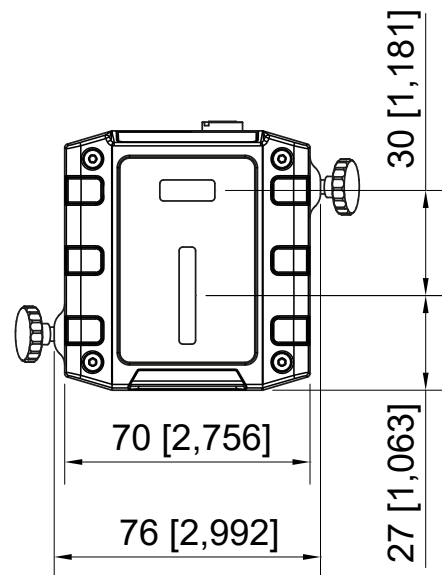
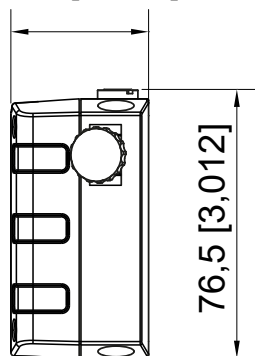


Measuring unit XT40-M, XT40-S, Part No. 12-0943 / 12-0944

mm [inch]

 <div style="display: flex; align-items: center;">  <div style="margin-left: 10px;"> CAUTION LASER RADIATION DO NOT STARE INTO BEAM CLASS 2 LASER PRODUCT </div> </div> <div style="text-align: right; font-size: 2em; margin-top: 10px;">CE</div>	
Measuring unit PSD 30 mm. XT40-M: Part No. 12-0943, XT40-S: Part No. 12-0944	
Type of detector	TruePSD 30 mm [1.2"]
Communication	BT wireless technology Contains FCC ID: Q0QBGM111 / IC:5123A-BGM111
Battery type	Heavy duty Li Ion chargeable
Operating time	Up to 24 h continuously
Resolution	0.001 mm [0.05 mils]
Measurement accuracy	±5µm ±1%
Measurement range	Up to 10 m [33 feet]
Type of laser	Diode laser
Laser wavelength	630–680 nm
Laser class	Safety class 2
Laser output	AVERAGE POWER < 0.6 mW. PULSE ENERGY < 8 nJ. PULSE DURATION 4–6 µs.
Electronic inclinometer	0.1° resolution
Environmental protection	IP class 66 and 67
Operating temperature	-10–50 °C
Storage temperature	-20–50 °C
Relative humidity	10–95%
OLED display	128x64 pixels
Housing material	Anodized aluminium + PC/ABS + TPE
Dimensions	WxHxD: 76x76.5x39.3 mm [3.0x3.0x1.5"]
Weight	245 g [8.6 oz]

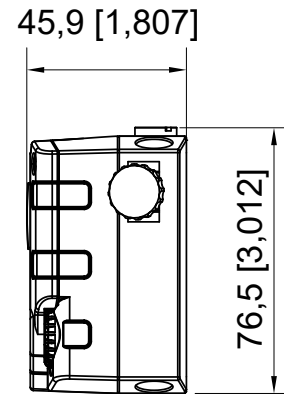
39,3 [1,547]



Measuring unit XT60-M, XT60-S, Part No. 12-1028 / 12-1029

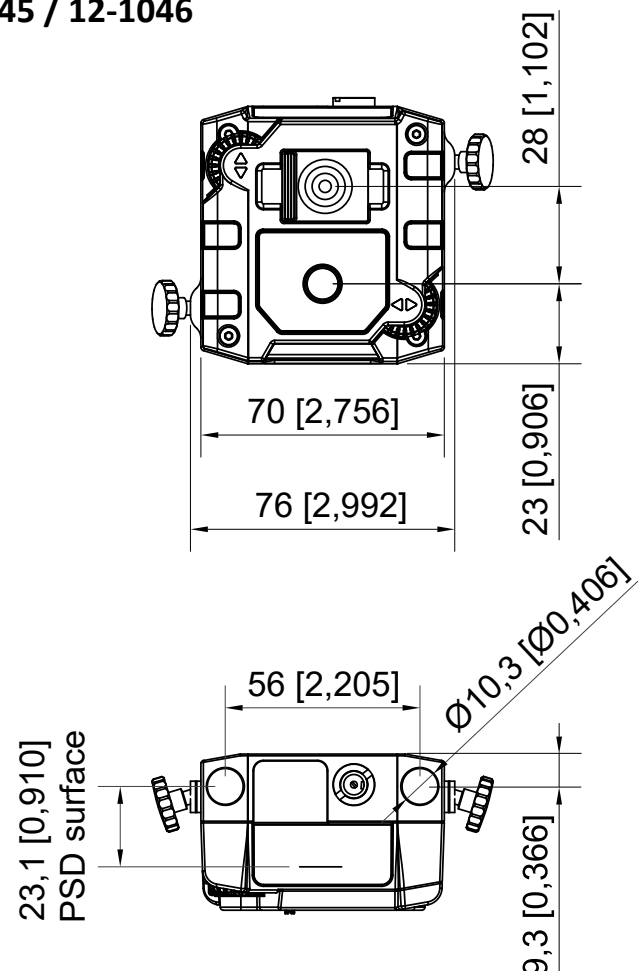
mm [inch]

 <div style="display: flex; align-items: center;">  <div style="margin-left: 10px;"> CAUTION LASER RADIATION DO NOT STARE INTO BEAM CLASS 2 LASER PRODUCT </div> </div> <div style="text-align: right; font-size: 2em; margin-top: 10px;">CE</div>	
Measuring unit PSD 20x20 mm. XT60-M: Part No. 12-1028, XT60-S: Part No. 12-1029	
Type of detector	1-axis TruePSD 20x20 mm [0.79x0.79"]
Communication	BT wireless technology Contains FCC ID: Q0QBGM111 / IC:5123A-BGM111
Battery type	Heavy duty Li Ion chargeable
Operating time	Up to 24 h continuously
Resolution	0.001 mm [0.05 mils]
Measurement accuracy	±1µm ±1%
Measurement range	Up to 20 m [66 feet]
Type of laser	Diode laser
Laser wavelength	630–680 nm
Laser class	Safety class 2
Laser output	AVERAGE POWER < 0.6 mW. PULSE ENERGY < 20 nJ. PULSE DURATION 10-17 µs. WAVELENGTH 630-680 nm.
Electronic inclinometer	0.1° resolution
Environmental protection	IP class 66 and 67
Operating temperature	-10–50 °C
Storage temperature	-20–50 °C
Relative humidity	10–95%
OLED display	128x64 pixels
Housing material	Anodized aluminium + PC/ABS + TPE
Dimensions	WxHxD: 76x76.5x45.9 mm [3.0x3.0x1.8"]
Weight	272 g [9.6 oz]



Measuring unit XT70-M, XT70-S, Part No. 12-1045 / 12-1046

 <div style="display: flex; align-items: center;">  <div style="margin-left: 10px;"> CAUTION LASER RADIATION DO NOT STARE INTO BEAM CLASS 2 LASER PRODUCT </div> </div> <div style="text-align: right; font-size: 2em; margin-top: 10px;">CE</div>	
Measuring unit PSD 20x20 mm. XT70-M: Part No. 12-1045, XT70-S: Part No. 12-1046	
Type of detector	2-axis TruePSD 20x20 mm [0.79x0.79"]
Communication	BT wireless technology Contains FCC ID: Q0QBGM111 / IC:5123A-BGM111
Battery type	Heavy duty Li Ion chargeable
Operating time	Up to 24 h continuously
Resolution	0.001 mm [0.05 mils]
Measurement accuracy	±1µm ±1%
Measurement range	Up to 20 m [66 feet]
Type of laser	Diode laser
Laser wavelength	630–680 nm
Laser class	Safety class 2
Laser output	AVERAGE POWER < 0.6 mW. PULSE ENERGY < 20 nJ. PULSE DURATION 10-17 µs. WAVELENGTH 630-680 nm.
Electronic inclinometer	0.1° resolution
Environmental protection	IP class 66 and 67
Operating temperature	-10–50 °C
Storage temperature	-20–50 °C
Relative humidity	10–95%
OLED display	128x64 pixels
Housing material	Anodized aluminium + PC/ABS + TPE
Dimensions	WxHxD: 76x76.5x45.9 mm [3.0x3.0x1.8"]
Weight	272 g [9.6 oz]



Measuring unit XT50-M, XT50-S, Part No. 12-1026 / 12-1027

mm [inch]



Easy-Laser® XT50 measuring units are approved in accordance with the latest ATEX directive.

EX certificate number: Presafe 17 ATEX 10552X, IECEx PRE 17.0049X

ATEX code: II 2 G

EX classification: Ex ib op is IIC T4 Gb, $-10^{\circ}\text{C} \leq T_a \leq +50^{\circ}\text{C}$

II=Indicates that the instrument is approved for all areas except mines
2=Unit category. Intrinsically safe equipment for zones 1 and 2 (likely occurrence of explosive atmosphere)

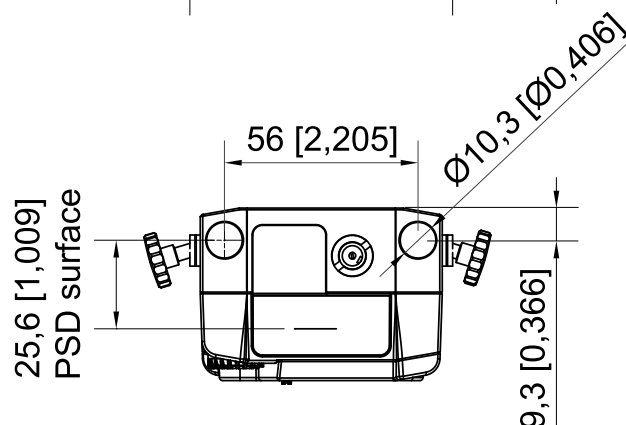
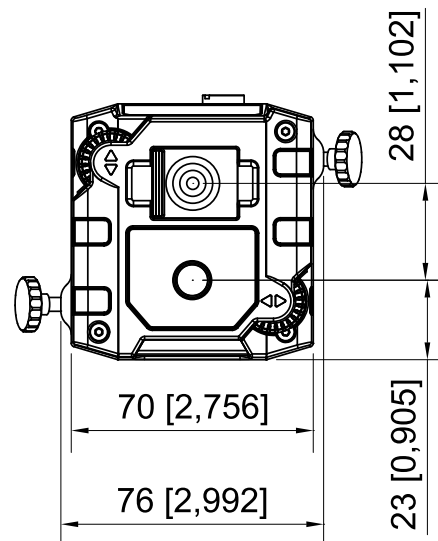
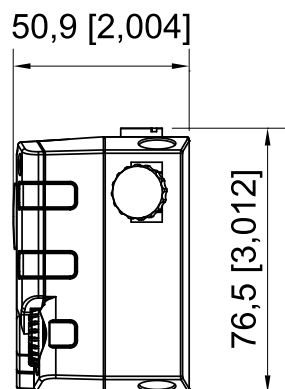
G=Indicates atmosphere: Gas, Vapours, Mists

ib=Type of protection from an explosion

IIC=Explosion group

T4=Temperature class

Measuring unit PSD 20x20 mm. XT50-M: Part No. 12-1026, XT50-S: Part No. 12-1027	
Type of detector	TruePSD 1 axis 20x20 mm [0.79x0.79"]
Communication	BT wireless technology Contains FCC ID: Q0QBGM111 / IC:5123A-BGM111
Battery type	Heavy duty Li Ion chargeable
Operating time	Up to 20 h continuously
Resolution	0.001 mm [0.05 mils]
Measurement accuracy	$\pm 1\mu\text{m} \pm 1\%$
Measurement range	Up to 20 m [66 feet]
Type of laser	Diode laser
Laser wavelength	630–680 nm
Laser class	Safety class 2
Laser output	AVERAGE POWER < 0.6 mW. PULSE ENERGY < 20 nJ. PULSE DURATION 10–17 μs . WAVELENGTH 630–680 nm.
Electronic inclinometer	0.1° resolution
Environmental protection	IP class 66 and 67
Operating temperature	-10–50 °C
Storage temperature	-20–50 °C
Relative humidity	10–95%
OLED display	128x64 pixels
Housing material	Anodized aluminium + PC/ABS + TPE
Dimensions	WxHxD: 76x76.5x50.9 mm [3.0x3.0x2.0"]
Weight	316 g [11.1 oz]



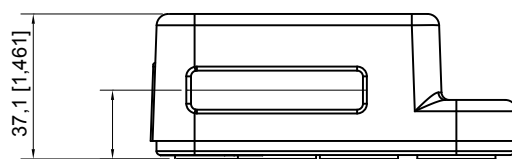
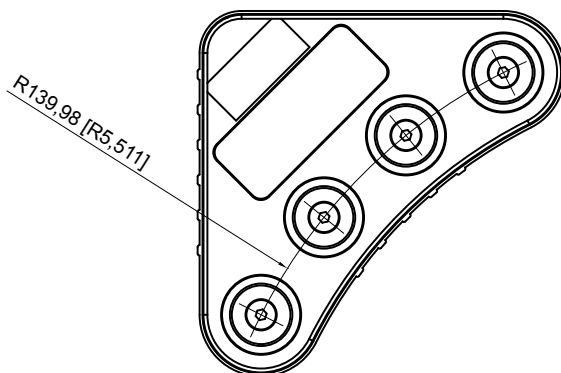
E- and XT-series wireless detector for BTA, Part No. 12-1054

mm [inch]

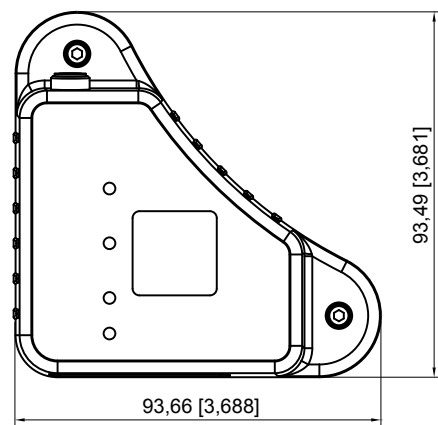


CE


Sheave diameters	>60 mm [2.5"]
Measurement distance	Up to 3 m [9.8'] between Transmitter and Detector
Measurement range	Axial offset: ± 3 mm [0.12"]. Angular value: $\pm 8^\circ$
Displayed resolution	Offset: 0.1°, Angle: 0.01°
Display type	Yellow OLED 96x96 pixels
Connection	BT wireless technology Contains FCC ID: Q0QBT121 / IC: 5123A-BGTBT121
Battery type	Li Ion
Battery operation	5 hours continuously
Material	ABS plastics / Anodized aluminium
Dimensions	WxHxD: 95x95x36 mm [3.7x3.7x1.4"]
Weight	190 g [6.7 oz]



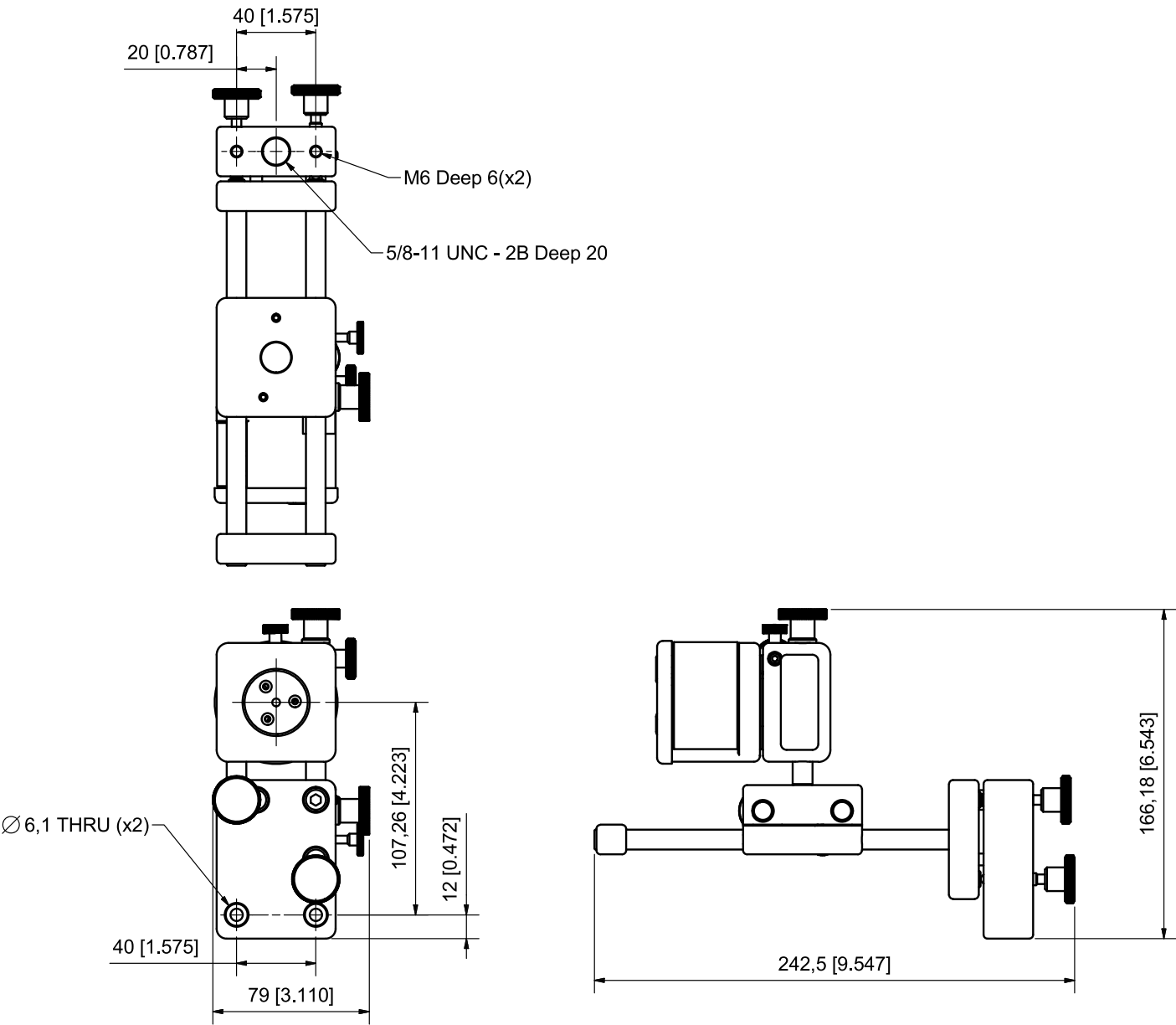
17.6 [0.693]



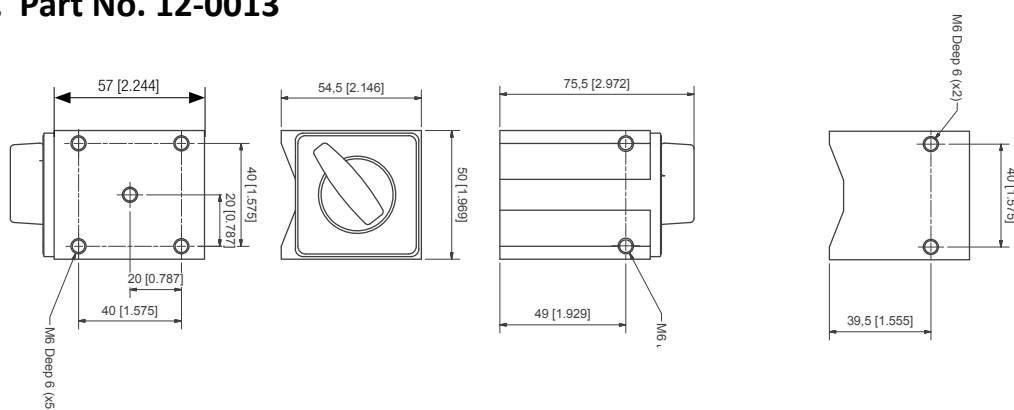
Angular prism D46, Part No. 12-0046

	
Deflection	± 0.01 mm/m [2 arc sec.]
Turning range	360°
Fine turning	0.1 mm/m [20 arc sec.]
Sliding range	± 50 mm [2"]
Horizontal range	± 5 mm [3/16"]
Vertical range	± 5 mm [3/16"]
Tilting range	± 2°
Aperture size	Diameter 20 mm [3/4"]
Vials scaling	5 mm/m [0.3°]
Threads	5/8 UNC and M6
Housing material	Anodized aluminium, stainless steel
Weight	1800 g [4 lbs]

mm [inch]

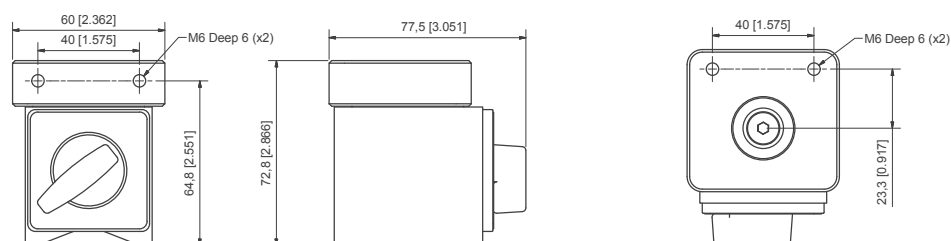


Magnet base, Part No. 12-0013

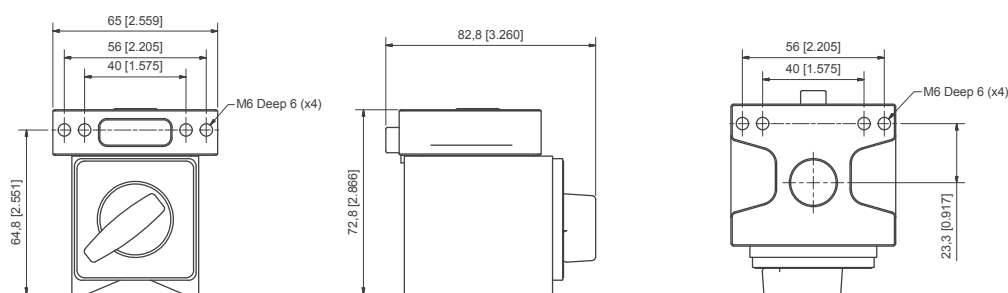


mm [inch]

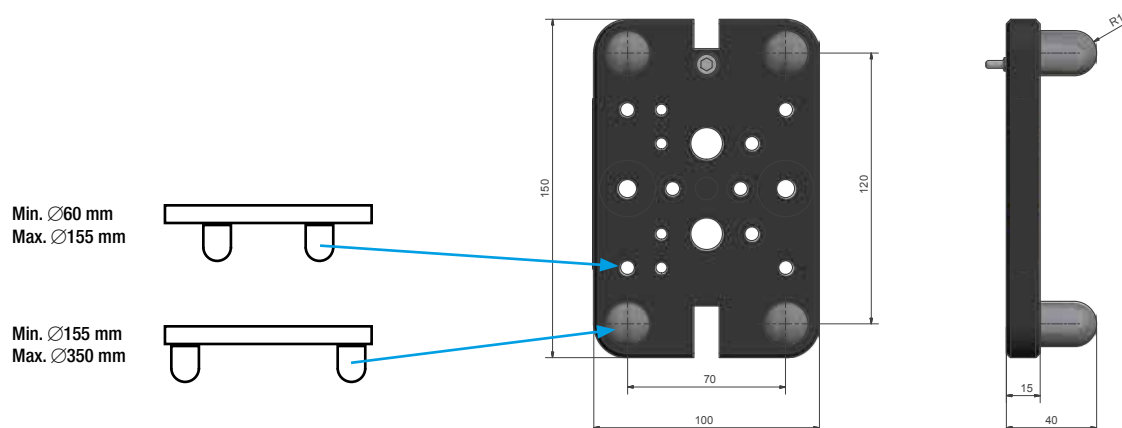
Magnet base with turnable head, Part No. 12-0045



Magnet base with turnable head, Part No. 12-1133



Sliding bracket, Part No. 12-1010



Note: New products in rev19 marked with **Bold** letters.

Part No.	Description	Page
01-0039	Locking screw.....	74
01-0042	Nut (for chain).....	73
01-0045	Barrel nut.....	73
01-0048	Rod tightening tool, 4 mm.....	74
01-0076	Offset bracket, D-series.....	82
01-0139	Machine/Magnet base pin for D22, short.....	59
01-0618	Top for D23.....	73
01-0752	Side part for display unit D279.....	73
01-0777	Tube adapters for E9 and D157.....	53
01-0847	Shim remover.....	76
01-0938	Rod, 30 mm.....	53
01-1095	Key holder.....	77
01-1165	Offset bracket for E-series.....	51
01-1333	Machine/Magnet base pin for D22, long.....	59
01-1352	Sunvisor for D6.....	83
01-1379	Protective case for display unit E418.....	71
01-1768	Angle bracket.....	54
01-1866	Locking screw for XT units.....	74
01-1945	LCD display protection film.....	75
01-1952	Replaced by 12-1039.....	56
01-1953	Locking screw.....	74
03-0032	Printer 220 V.....	83
03-0041	Thermo paper roll.....	75
03-0042	Protective case for older display units.....	74
03-0061	Screw M6x14.....	73
03-0241	Printer cable.....	67
03-0341	Printer 110 V.....	83
03-0333	PC cable.....	67
03-0505	Screw for D23 top cover.....	73
03-0591	Padded case for BTA.....	74
03-0592	Protective case for display unit D279.....	74
03-0722	USB/RS232 adaptor.....	67
03-0736	Case for BTA Ex.....	74
03-0769	Aluminium beam, 500 mm [19.68"].....	61
03-0770	Aluminium beam, 600 mm [23.62"].....	61
03-0771	Aluminium beam, 1100 mm [43.31"].....	61
03-0792	Plastic case for small items.....	70
03-0799	Protective case for display unit D336.....	74
03-0810	Replaced by 01-1953.....	74
03-0821	Replaced by 03-1243.....	67
03-0822	USB A – USB B cable.....	67
03-0824	Measuring tape, 3 m [9.8'].....	71
03-0842	Measuring tape, 5 m [16.4'].....	71
03-0878	Cleaning cloth.....	74
03-0892	Charger cable, EUR.....	67
03-0893	Charger cable, USA.....	67
03-0894	Charger cable, UK.....	67
03-0895	Charger cable, AUS.....	67
03-0901	HDMI to HDMI cable.....	68
03-0902	VGA to VGA cable.....	68
03-0909	Transportation case.....	70
03-0914	USB memory.....	77
03-0967	Hexagon wrench set.....	72
03-0972	LCD display protection film.....	74
03-1004	Printer for E-series.....	68
03-1007	Carrying case for system E540 and E530.....	83
03-1043	USB cable for streaming values.....	67
03-1044	Back pack system, medium.....	84
03-1045	Back pack system, large.....	84
03-1046	Luggage trolley.....	70
03-1059	Carrying case for system E420.....	70
03-1184	Vapor capsule.....	75
03-1193	White Vaseline.....	75
03-1203	DC cable extension 1.5 m.....	65
03-1243	Charger for E-series Display unit.....	67
03-1256	Charger for XT-series.....	67
03-1291	Gauge block.....	61
03-1323	Printer for D-series.....	68
03-1326	Stinger for XT280.....	72
03-1327	Accelerometer magnet for XT280.....	72
03-1332	Demo unit, steel.....	71
04-0053	Sticker "This machine is aligned with Easy-Laser®".....	75
04-0124	Easy-Laser® logo sticker, large.....	77
04-0125	Easy-Laser® logo sticker, small.....	77
04-0147	Bar code sticker.....	75
04-0252	Easy-Laser® logo stickers on sheet.....	77
05-0792	Notebook for the technician.....	77
06-0001	CD.....	83
12-0001	Measuring unit M, D-series, PSD 10x10mm.....	81
12-0002	Measuring unit S, D-series, PSD 10x10mm.....	81
12-0005	Detector D5.....	81
12-0012	Measuring tape, 2m [6.5'].....	83
12-0013	Magnet base.....	48
12-0016	V-bracket with chain.....	50
12-0022	Laser transmitter D22.....	41
12-0032	Detector Linebore.....	78
12-0033	Standard chain.....	73
12-0034	System D650 Linebore.....	79
12-0039	Sliding bracket.....	84
12-0045	Magnet base with turnable head.....	48
12-0046	Angular prism D46.....	63
12-0059	Rods, 60 mm [2.36"].....	53
12-0060	Rods, 240 mm [9.44"].....	53
12-0074	Red cable 2.0 m [78.7"].....	66
12-0075	Laser transmitter D75.....	41
12-0108	Red cable, extension, 5.0m [16.4"].....	66
12-0110	Tilt table.....	58
12-0116	Measuring unit M, D-series, PSD 18x18mm, 2 axis.....	81
12-0119	Measuring unit M, D-series, PSD 18x18mm.....	81
12-0120	Measuring unit S, D-series, PSD 18x18mm.....	81
12-0125	Cardan bracket set D-series.....	52
12-0128	Extension chain, set.....	50
12-0130	V-bracket.....	73
12-0132	Offset hub for D75.....	78
12-0133	System D600 Machine.....	79
12-0134	Foot set for linebore arms.....	56
12-0137	Sliding bracket with turnable head.....	52
12-0138	Sliding bracket with magnets and probe.....	52
12-0139	Target Cardan.....	64
12-0143	Foot set for linebore for 100–150mm.....	56
12-0146	Laser transmitter D146.....	41
12-0149	Rod bracket for laser D75.....	57
12-0154	Magnets for offset hub arms.....	57
12-0157	Detector D157.....	82
12-0168	Laser transmitter D23.....	41
12-0169	Rotating detector bracket for rods.....	48
12-0179	Red cable 1.0m [39.3"].....	66
12-0180	Red cable, extension, 10.0 m [32.8"].....	66
12-0185	System D660 Turbine.....	78
12-0187	Bracket for laser D75.....	58
12-0188	Side support for D5.....	62
12-0189	Side support for D75.....	62
12-0193	System D630 Extruder.....	79
12-0199	Large target extruder.....	83
12-0201	Detector D6.....	78
12-0202	Sliding table for tripod.....	62
12-0203	Parallelity kit.....	62
12-0205	AC adaptor for D22 and D75.....	83

12-0207	System D505 Shaft	79	12-0438	Detector bracket Short stroke for turbine	60
12-0213	Target for BTA, 15 mm	73	12-0439	Ball top probe	61
12-0220	System D800 Spin	78	12-0440	System E710 Shaft.....	28
12-0224	System D670 Parallelism	78	12-0442	Carrying case for system E710	69
12-0230	Magnet base with linear digital scale	49	12-0443	Centering target for turbine	62
12-0231	System D525 Shaft	79	12-0455	Slide bracket 120mm	55
12-0235	System D525 B Shaft/Geometry	79	12-0456	Transportation case Ex large	83
12-0236	Demo unit Sheave	72	12-0476	Cam shaft bracket.....	84
12-0237	Transportation case cardan	70	12-0490	Short ball top probe	61
12-0246	Laser transmitter D246.....	78	12-0494	Red cable 0.16m [6.3"]	66
12-0248	Detector bracket Long stroke for turbine	78	12-0495	Shoulder strap for display unit E418.....	71
12-0255	Detector 30mm.....	81	12-0508	Radial support for magnet base.....	49
12-0256	Measuring unit M, D-series, PSD 30x30 mm	81	12-0509	Detector E5.....	43
12-0258	Shims case, 180 shims	75	12-0510	Slide bracket 300mm	55
12-0259	Shims case, 360 shims	75	12-0525	System E910 Flange	21
12-0260	Measuring unit S, D-series, PSD 30x30 mm	81	12-0526	System E915 Flange Spin	20
12-0269	Tripod	62	12-0537	Offset hub with counterlock and tilt function.....	56
12-0279	Display unit D279.....	82	12-0538	Detector Extruder 20mm.....	78
12-0282	Extension arms linebore.....	57	12-0543	Slide bracket 200mm	55
12-0283	Vibrometer probe D283	84	12-0544	Target 100x100m	63
12-0289	Red cable 0.4m [15.7"]	66	12-0546	Battery lid for display unit D336	73
12-0294	AC adaptor for D23	83	12-0552	System D640 Machine tool	79
12-0300	System D450 Shaft	79	12-0553	Bore bracket adapter plate.....	55
12-0303	Sliding bracket with magnets	52	12-0568	Mounting pin for D146	60
12-0308	Detector/display unit for belt alignment.....	80	12-0573	VGA kit	68
12-0309	Laser transmitter for sheave alignment systems	42	12-0579	Magnet base with adapter Ex	49
12-0310	System D150 BTA	80	12-0580	Axial extension arms, linebore	57
12-0314	Detector arms Linebore	56	12-0583	Pointing bracket on magnet base	49
12-0319	Extension chain	83	12-0585	Charger 12–36 V for car.....	68
12-0320	Rod adapter for D157.....	55	12-0587	Sun visor for E-series	63
12-0321	Cable support	66	12-0588	Target E-series	63
12-0324	Rods, 120 mm [4.72"] 8 pcs	53	12-0590	AC adaptor for display unit D279.....	82
12-0329	Magnet base bracket for linebore detector	78	12-0592	Sun visor for Ex units.....	84
12-0334	Measuring unit M, Ex.....	82	12-0594	Laser transmitter D25.....	41
12-0335	Measuring unit S, Ex.....	82	12-0597	Splitter box	65
12-0336	Display unit D336 Ex	82	12-0603	Handheld detector bracket.....	59
12-0337	Shaft bracket with chain, stainless steel.....	51	12-0608	Magnet base with turnable head, for D157	84
12-0340	System D550 Shaft Extreme™	80	12-0615	Cardan bracket for E-series	52
12-0341	Self centering bracket.....	60	12-0617	Battery pack	64
12-0343	Slide bracket 100mm.....	55	12-0618	Battery pack with built-in wireless unit.....	64
12-0354	Battery lid for display unit D279	73	12-0619	Barcode reader	68
12-0360	Tool kit for system D550	75	12-0622	Tool kit for tilt table.....	58
12-0362	Cable tester	67	12-0625	Standard chains	50
12-0363	Extension chain, stainless steel	51	12-0628	Bracket for non-magnetic flanges, with handheld det. 58	
12-0364	Offset hub with arms	78	12-0652	System D652 Linebore	79
12-0384	Offset hub arms	57	12-0656	Vibrometer probe E285.....	84
12-0385	Laser transmitter bracket turbine.....	57	12-0657	Detector for belt alignment E-series.....	80
12-0386	Chain, stainless steel.....	73	12-0659	E170 BTA	80
12-0390	Laser transmitter for sheave alignment Ex.....	80	12-0661	Offset hub with counterlock, for D75	56
12-0394	Target for BTA, 18 mm	73	12-0662	System D662 Turbine	78
12-0400	System D130 BTA Ex.....	80	12-0663	System D663 Turbine	79
12-0402	Target Ex cardan	63	12-0664	System D664 Turbine	79
12-0403	Detector for belt alignment D-series	80	12-0676	System E950-A.....	13
12-0404	Display unit for sheave/pulley alignment	82	12-0677	System E950-B.....	14
12-0411	System D160 BTA	80	12-0695	System E530 Shaft.....	80
12-0412	Replaced by 12-1012	51	12-0696	Small magnet base with turnable head	48
12-0413	Replaced by 12-1011	82	12-0697	Measuring unit ELS 30	82
12-0415	System D90 BTA	32	12-0698	Measuring unit ELM 30	82
12-0416	Demo unit Shaft.....	71	12-0700	Display unit E52	40
12-0417	Height adjustment bracket for detector D6.....	83	12-0702	Detector E4.....	81
12-0418	Display unit E51 (formerly E418)	40	12-0706	Laser transmitter D25 with offset hub.....	42
12-0422	System D480 Shaft	79	12-0707	Arm kit with magnets	57
12-0423	Measuring unit M, D-series, PSD 10x10mm, Incl.....	81	12-0709	Measuring unit holder for Angular prism	63
12-0424	Measuring unit S, D-series, PSD 10x10mm, Incl.....	81	12-0710	System E960-A.....	11
12-0433	Measuring unit S, E-series, PSD 20x20mm.....	45	12-0711	System E960-B.....	12
12-0434	Measuring unit M, E-series, PSD 20x20mm.....	45	12-0715	Detector bracket "Long stroke" Turbine	60
12-0436	BT wireless unit.....	64	12-0725	Splitter cable for charging	65

12-0727	System E980 Sawmill.....	8	12-0955	System E720 Shaft/Geo.....	27
12-0728	Splitter cable for charging two 12-0738	65	12-0961	XT11 Display unit for Generation XT	40
12-0735	Red cable with angled connector.....	66	12-0963	Shaft bracket with chain and rods	50
12-0738	BT wireless unit with battery	84	12-0966	System XT440 without display unit.....	26
12-0739	BT wireless units kit for E530.....	84	12-0967	System XT440 with display unit XT11	26
12-0740	Batterypack with wireless unit, Kit	65	12-0972	Carrying case Small for system XT440	69
12-0742	Tilt table with magnet base	48	12-0973	Carrying case Medium for system XT440/XT660.....	69
12-0743	Shim case 3.....	76	12-0987	Rods, 120 mm [4.72"], 4 pcs	53
12-0745	System E420 Shaft.....	30	12-0988	Bar bracket.....	59
12-0746	Measuring unit ELM 20	46	12-0989	DC split cable for charging.....	65
12-0747	Measuring unit ELS 20	46	12-0990	Adjustable magnet for offset hub arms	58
12-0748	Display unit E53.....	40	12-0992	Replaced by 12-1017	50
12-0750	Replaced by 12-0989	65	12-1008	Offset bracket	51
12-0751	DC to USB adapter	65	12-1010	Sliding bracket	52
12-0752	Detector E7	43	12-1011	Magnetic bracket	49
12-0755	Shim case 4.....	76	12-1012	Thin chain bracket.....	51
12-0758	Detector E8, 1-axis PSD	82	12-1017	Magnetic brackets and rods, kit.....	50
12-0759	Detector E9, 2-axis PSD	43	12-1018	Angular adapter for detector, 90°	59
12-0761	System E940 Machine tool	17	12-1019	Titanium rods, set of 3.....	61
12-0762	"Red cable", extension 0.5 m [1.6'].....	66	12-1020	Carrying case Large for system E540	69
12-0767	Rod adapter with built-in target.....	54	12-1025	Carrying case Small for system E540	69
12-0768	Slide bracket, width 25 mm [0.99"].....	54	12-1026	Measuring unit XT50-M Ex/ATEX	47
12-0771	System E920 Geometric	19	12-1027	Measuring unit XT50-S Ex/ATEX.....	47
12-0772	System E950-C.....	15	12-1028	Measuring unit XT60-M.....	46
12-0775	System E540-B.....	29	12-1029	Measuring unit XT60-S.....	46
12-0776	Measuring unit ELM 40	45	12-1031	System XT550 Ex/ATEX without Display unit	25
12-0777	Measuring unit ELS 40	45	12-1039	Pin for hub.....	56
12-0787	Spindle bracket for measuring unit	59	12-1043	System E540-A.....	29
12-0788	System E930 Extruder	18	12-1045	Measuring unit XT70-M.....	47
12-0789	Measuring unit ESH, HyperPSD™	45	12-1046	Measuring unit XT70-S.....	47
12-0790	Measuring unit EMH, HyperPSD™	45	12-1047	Measuring probe, cylindrical	61
12-0791	E-series wireless detector for belt alignment.....	80	12-1048	Measuring probe, cylindrical, with magnet	61
12-0794	Target E-series 20x20	64	12-1049	Carrying case L for system XT440/XT660/XT770.....	69
12-0796	System E180 BTA	80	12-1051	System XT660 with display unit, case M	24
12-0797	System Vestas 4.....	34	12-1052	System XT660 with display unit, case L	24
12-0799	Detector E3.....	43	12-1053	System XT190 BTA	31
12-0801	Measuring probe Ruby diameter 2.5mm	61	12-1054	Detector unit for system XT190 BTA	44
12-0804	Transportation case for BTA systems	70	12-1058	System XT660 without display unit XT11, case M.....	24
12-0805	Measuring probe Ruby diameter 5mm	61	12-1059	System XT660 without display unit XT11, case L.....	24
12-0810	Large target extruder	64	12-1060	Extension chain, set for E- and XT-series	50
12-0814	Tube bracket.....	60	12-1064	Laser transmitter D26	41
12-0815	Adapter bracket for rod distance 40 mm.....	84	12-1086	ECOM Tab Display unit.....	40
12-0823	Laser transmitter E30 Long Range	42	12-1090	XT280 Vibrometer, complete set.....	33
12-0824	Detector E7H, HyperPSD™	43	12-1095	System XT770 with Display unit	23
12-0825	System Vestas 3	34	12-1096	System XT770 without Display unit.....	23
12-0828	Offset hub with counterlock and tilt function.....	56	12-1097	System XT550 Ex/ATEX with Display unit	25
12-0840	VGA kit, for serial number 94177 and newer.....	68	12-1113	GA1 system+brackets for coupling assembled	35
12-0845	Detector E2.....	43	12-1114	GA1 brackets for coupling removed.....	35
12-0846	Digital Precision Level E290	44	12-1118	System Easy-Laser® GA1	35
12-0849	Roll bracket.....	54	12-1125	DM-bracket	51
12-0850	System E180 without laser transmitter 12-0309.....	80	12-1027	System XT770, with GEO Kit, with Display unit	23
12-0853	System E970 Parallelism	10	12-1028	System XT770, with GEO Kit, without Display unit.....	23
12-0854	System E975 Roll Alignment	9	12-1129	Extension for DM-bracket	52
12-0855	Upgrade kit Long stroke.....	60	12-1130	DM-bracket, complete set.....	51
12-0856	Roll alignment kit.....	44	12-1133	Magnet base with turnable top	48
12-0857	Digital Precision Level, complete kit.....	44	12-1151	Cardan bracket set.....	53
12-0858	Laser transmitter E30 Long Range, with tilt table.....	42	12-1161	Rods, 75 mm [2.95"], 4 pcs	53
12-0864	Tilt table, turnable	58	13-0004	Cap	77
12-0874	Adapter plate for tilt table to magnet base.....	58	13-0006	Pen	77
12-0885	Large roll kit.....	54	13-0007	Playing cards	77
12-0901	Extension kit for large diameters	54	13-0012	A5 Notes	77
12-0915	Safety strap	71	13-0013	Keychain with spirit level.....	77
12-0937	Height adjustment bracket for detector	49			
12-0943	Measuring unit XT40-M.....	46			
12-0944	Measuring unit XT40-S.....	46			
12-0949	Replaced by 12-1118	35			
12-0954	System E950-D Bore alignment	16			

Note: New products in rev19 marked with **Bold** letters.

Handwriting practice area with horizontal dotted lines.

Easy-Laser® is manufactured by Easy-Laser AB, Alfagatan 6, SE-431 49 Mölndal, Sweden
Tel +46 31 708 63 00, Fax +46 31 708 63 50, e-mail: info@easylaser.com, www.easylaser.com
© 2019 Easy-Laser AB. We reserve the right to make changes without prior notification.
Easy-Laser® is a registered trademark of Easy-Laser AB. Android, Google Play, and the Google Play logo are trademarks of Google Inc. Apple, the Apple logo, iPhone, and iPod touch are trademarks of Apple Inc., registered in the U.S. and other countries. App Store is a service mark of Apple Inc. Other trademarks belong to their respective owners.

